
















**perception®**


ONE WITH WATER



2006 TOURING / RECREATIONAL / SIT-ON-TOP

# RECREATIONAL


		LENGTH	WIDTH	DECK HEIGHT	WEIGHT	COCKPIT		STERN HATCH		BOW HATCH		MAX CAPACITY
						LENGTH	WIDTH	LENGTH	WIDTH	LENGTH	WIDTH	
	SWIFTY 9.5	9'5" / 287cm	29" / 74cm	12" / 30cm	39lbs. / 18kg	42.25" / 107cm	22" / 56cm	N/A	N/A	N/A	N/A	350lbs. / 159kg
	SUNDANCE 9.5	9'5" / 287cm	29" / 74cm	12.5" / 32cm	40lbs. / 18kg	42.25" / 107cm	22" / 56cm	N/A	N/A	N/A	N/A	350lbs. / 159kg
	SUNDANCE 12.0	12'2" / 372cm	27.5" / 70cm	12" / 30cm	52lbs. / 23kg	56" / 142cm	22" / 56cm	11"	15.5"	N/A	N/A	400lbs. / 181kg
	SUNDANCE 12.0 AIRALITE	12'3" / 369cm	29" / 74cm	12.75" / 32cm	44lbs. / 20kg	54" / 137cm	21.5" / 53cm	11"	15.5"	N/A	N/A	400lbs. / 181kg
	SUNDANCE 14.0	14' / 427cm	27" / 69cm	12.5" / 32cm	55lbs. / 25kg	56" / 142cm	22" / 56cm	N/A	N/A	N/A	N/A	400lbs. / 181kg
	SUNDANCE II 15.0	15'4" / 467cm	29" / 74cm	12.75" / 32cm	73lbs. / 33kg	92" / 234cm	19.75" / 50cm	N/A	N/A	N/A	N/A	500lbs. / 227kg
	ACADIA SCOUT 10.0	10' / 304cm	23" / 58cm	10.5" / 27cm	25lbs. / 11kg	28" / 71cm	21" / 53cm	N/A	N/A	N/A	N/A	150lbs. / 68kg
	ACADIA 11.5	11'3" / 344cm	31.25" / xxcm	13.5" / 34cm	50lbs. / 23kg	38" / 97cm	21" / 53cm	N/A	N/A	N/A	N/A	365lbs. / 166kg
	ACADIA 13.0	13' / 396cm	26.75" / 68cm	13.75" / 35cm	55lbs. / 25kg	39" / 99cm	22" / 56cm	N/A	N/A	N/A	N/A	400lbs. / 181kg
	ACADIA II 14.0	14'3" / 436cm	33.25" / 84cm	13.75" / 35cm	82lbs. / 37kg	86.75" / 220	24.5" / 62cm	N/A	10"	N/A	N/A	650lbs. / 295kg
	SONOMA 10.0 AIRALITE	9'11" / 302cm	26.25" / 67cm	12.25" / 31cm	35lbs. / 16kg	38" / 97cm	21" / 53cm	N/A	N/A	N/A	N/A	400lbs. / 181kg
	PACIFICA 11.0	11' / 335cm	26.25" / 67cm	13.5" / 34cm	43lbs. / 19.5kg	38" / 97cm	21" / 53cm	N/A	N/A	N/A	N/A	235lbs. / 107kg
	PACIFICA 12.0	12' / 366cm	25.75" / 65cm	13.75" / 35cm	45lbs. / 20kg	38" / 97cm	21" / 53cm	N/A	N/A	N/A	N/A	280lbs. / 127kg







## DAY TOURING

	LENGTH	WIDTH	DECK HEIGHT	WEIGHT	COCKPIT		STERN HATCH		BOW HATCH		MAX CAPACITY
					LENGTH	WIDTH	LENGTH	WIDTH	LENGTH	WIDTH	
 CAROLINA 12.0	12'2" / 371cm	21.5" / 55cm	9.5"	38lbs. / 17kg	29.5" / 75cm	17.75" / 45cm	N/A	N/A	N/A	N/A	200lbs. / 91kg
 CAROLINA 13.5	13'7" / 414cm	24.25" / 62cm	11"	51lbs. / 23kg	38" / 97cm	21" / 53cm	11.5"	15.5"	10"	14"	335lbs. / 152kg
 CAROLINA 13.5 AIRALITE	13'8" / 417cm	24.25" / 62cm	13"	51lbs. / 23kg	34" / 86cm	19" / 48cm	11.5"	17.75"	8"	14"	335lbs. / 152kg
 CAROLINA 14.5	14'7" / 445cm	24.5" / 62cm	11.5"	59lbs. / 27kg	38" / 97cm	21" / 53cm	11.5"	15.5"	10"	N/A	400lbs. / 181kg
 CAROLINA 14.5 AIRALITE	14'10" / 452cm	24.5" / 62cm	13.75"	54lbs. / 25kg	34.75" / 88cm	18.75" / 48cm	11.5"	17.75"	8"	14"	400lbs. / 181kg
 CAROLINA 15.5	15'6" / 472cm	24.75" / 63cm	13.5" / 34cm	63lbs. / 29kg	39" / 99cm	22" / 56cm	N/A	N/A	N/A	N/A	450lbs. / 204kg
 CAROLINA II 17.5	17'6" / 533cm	28.5" / 72cm	12.5" / 13.25"	92lbs. / 42kg	34" / 86cm	19" / 48cm	10"	N/A	11"	15.5"	450lbs. / 204kg








# FITNESS TOURING



	LENGTH	WIDTH	DECK HEIGHT	WEIGHT	COCKPIT		STERN HATCH		BOW HATCH		MAX CAPACITY
					LENGTH	WIDTH	LENGTH	WIDTH	LENGTH	WIDTH	
 RHYTHM 14.0 AIRALITE	14'3" / 434cm	24" / 61cm	12" / 30cm	42lbs. / 19kg	35" / 89cm	17" / 43cm	N/A	N/A	N/A	N/A	300lbs. / 136kg
 CADENCE 14.0 AIRALITE	14'3" / 434cm	24" / 61cm	11" / 28cm	42lbs. / 19kg	35" / 89cm	17" / 43cm	N/A	N/A	N/A	N/A	300lbs. / 136kg



# TOURING




	LENGTH	WIDTH	DECK HEIGHT	WEIGHT	COCKPIT		STERN HATCH		BOW HATCH		MAX CAPACITY
					LENGTH	WIDTH	LENGTH	WIDTH	LENGTH	WIDTH	
 AVATAR 15.5	15'5" / 470cm	23.25" / 52cm	11.5"	54lbs. / 25kg	34" / 86cm	19" / 48cm	14.75"	8.75"	13.25"	6.75"	275lbs. / 125kg
 AVATAR 16.0	15'10" / 483cm	22.75" / 58cm	11.5"	56lbs. / 25kg	34" / 86cm	19" / 48cm	14.75"	8.75"	13.25"	6.75"	300lbs. / 136kg
 ECLIPSE 16.0	16'1" / 490cm	23.5" / 52cm	13"	58lbs. / 26kg	34" / 86cm	19" / 48cm	14.75"	8.75"	13.25"	6.75"	325lbs. / 147kg
 ECLIPSE 17.0	17'0" / 518cm	22.75" / 58cm	13"	55lbs. / 25kg	34" / 86cm	19" / 48cm	20"	14.75"	16"	9.75"	425lbs. / 193kg
 ECLIPSE 17.0 AIRALITE	17'0" / 518cm	22.25" / 57cm	13"	54lbs. / 25kg	34" / 86cm	19" / 48cm	20"	14.75"	16"	9.75"	425lbs. / 193kg

## SIT - ON - TOP

	LENGTH	WIDTH	WEIGHT	SEAT WIDTH	SEATING AREA LENGTH	HATCH DIAMETER	MAX CAPACITY	
	ALOHA 8.5	8'6" / 259cm	26.75" / 68cm	37lbs. / 17kg	16"	49"	N/A	225lbs. / 102kg
	KOHO 11.5	11'2" / 340cm	28.25" / 72cm	52lbs. / 24kg	16.5"	50"	10"	310lbs. / 140kg
	LANAKAI 12.5	12'8" / 386cm	33" / 84cm	72lbs. / 33kg	16/18.5"	49/48"	5/8"	450lbs. / 204kg
	CASTER 11.5	11'6" / 351cm	29.75" / 76cm	56lbs. / 25kg	17.5" / 44cm	55" / 140cm	N/A	325lbs. / 147kg
	CASTER 12.5	12'6" / 381cm	30" / 76cm	58lbs. / 26kg	17.5" / 44cm	52" / 132cm	11 X 15.5"	400lbs. / 181kg
	BIMINI 15.0	15'3" / 465cm	27.75" / 70cm	79lbs. / 36kg	17.5" / 44cm	55" / 140cm	18.5X14.5 / 13X10	450lbs. / 204kg



## SPORTING RECREATIONAL

	LENGTH	WIDTH	WEIGHT	SEAT WIDTH	SEATING AREA LENGTH	HATCH DIAMETER	MAX CAPACITY	
	CASTER 11.5 ANGLER	11'6" / 351cm	29.75" / 76cm	56lbs. / 25kg	17.5" / 45cm	55" / 140cm	N/A	325lbs. / 147kg
	CASTER 12.5 ANGLER	12'6" / 381cm	30" / 76cm	58lbs. / 26kg	17.5" / 45cm	52" / 132cm	11 X 15.5"	400lbs. / 181kg
	BIMINI 15.0 ANGLER	15'3" / 465cm	27.75" / 70cm	79lbs. / 36kg	17.5" / 45cm	55" / 140cm	18.5X14.5 / 13X10	450lbs. / 204kg



perception  
ONE WITH WATER

# ZONE™ OUTFITTING

## And just like that, your kayak becomes you

Expert paddlers who have effortless command of their boats achieve oneness with their kayaks. New Zone outfitting brings that experience to the rest of us. Using intuitive, uncluttered fingertip adjustments,

Zone lets you tailor your connection to your kayak in an instant for a more comfortable, more satisfying on-water experience. Get in your Zone. Paddle in it. Stay in it.



### A SEAT

Sculpted, channeled, and vented foam self-drains and conforms to your shape, whatever your shape.

### B BACKREST

Multiple options: height and pitch can change on your whim, with fingertip ease.

### C THIGHBRACES

Ingenious thigh brace design produces infinite articulation and optimum comfort and mastery of this critical point. ON SELECTED MODELS ONLY



### A ERGONOMIC SEAT WITH LIQUICELL® TECHNOLOGY

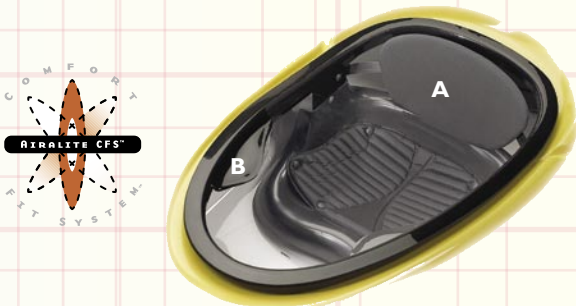
Our expedition boats are made to put in the miles and our outfitting is no different. We designed an ergonomic seat that cradles your body with leg lifts and rounded edges. A LiquiCell® seat pad uses shear-reducing technology for additional comfort and reduction of lower back stress.

### B CAMLOCK™ ADJUSTABLE BACKBAND

Combining solid boat control with easy adjustability and extreme comfort, we recessed the cam buckles into thighbraces so you can adjust them quickly from the cockpit. Non-slip webbing is routed from the buckles to both sides of the backband and elastic straps keep it firmly in place.

### C PRECISION ADJUSTABLE THIGHBRACES

Comfort and control with two inches of fore and aft adjustability. And all this without sacrificing stiffness.

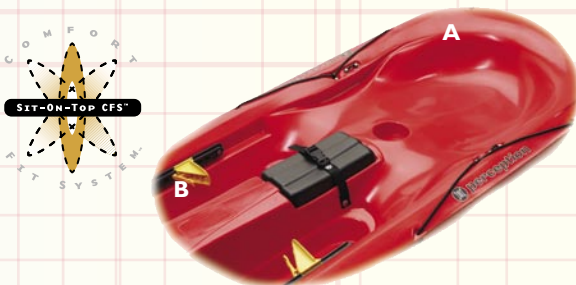


### A RATCHET ADJUSTABLE BACKBAND

Easily hone your own comfort level with ratchet buckles that allow quick, secure adjustment of your backband. It's comfort that enhances performance.

### B INTEGRATED THIGHBRACES

Performance-enhancing thighbraces help stiffen the cockpit rim as well as give you the leverage you need for maneuvering or rolling. We've padded them with thick, customizable neoprene so they're as comfortable as they are effective.



### A ROUNDED EDGES

Our sit-on-tops feature smooth, rounded edges that make it easy to change your seating position if you're fishing and make sliding on and climbing off your boat pain-free.

### B KEEPERS™ FOOTBRACES

Footbraces that feature great support, easy adjustability and contoured footpads make for outstanding barefoot comfort.

## OUR HISTORY

It's tough being the granddaddy of paddling. Actually it's not, it's a pleasure. To be honest, when we got together back in the 70's, gave up our day jobs (those of us that had them) and decided to make boats for a living, we never thought we'd be here. But sure enough, our passion turned into a business. It just so happens that we get to paddle a lot because of it. So we wear the fact that we've introduced more paddlers to kayaking and paddled more miles than any other boat maker as a badge of honor. But you'll never see us resting on our past accomplishments. That's why you watched us pioneer the modern rotomolded kayak and push the envelope with new materials like Airalite™. So while you'll always find an adventure in every boat, you'll also find the most innovative technologies and designs put to good use. But don't worry; we'll always stay true to our roots and the people who got us here. These days, a lot of paddlers think of us as the granddaddy of paddling, and we've learned that with age comes a boatload of wisdom - and innovation. Perception® is one old man who's been running circles around all those paddling companies that we've seen come and go. So know that we were there in the beginning, and we'll be here long into the future.


## POLYETHYLENE

### COLORS\*



With the exclusive return of Polyethylene Hyper-Density Resin (the first of its kind), Perception® boats continue to be stronger, stiffer and more resistant than any boat out there. Polyethylene perfectly balances durability versus weight and delivers a consistently smooth finish with rich, vibrant color.

\* NOTE: NOT ALL MODELS ARE AVAILABLE IN ALL COLORS - CHECK WITH YOUR DEALER.



## AIRALITE™



### COLORS



NASA would be proud of what we've done with Airalite™.

After all, the breakthrough material that is revolutionizing the kayaking industry is something that we helped grow from an idea into reality. So now there's finally a material in existence that is sexy and stiff like composite kayaks and tough as plastic. But before you even climb into one of these boats, you'll notice that glossy shine. For the scientifically curious out there, Airalite™ is a co-extruded, high-impact acrylic over premium ABS. And the best part? It's actually priced closer to a plastic boat than a composite one.





**perception®**

111 KAYAKER WAY  
EASLEY, SC 29642