



perception

ONE WITH WATER

2002

WHITewater · TOURING · DAY TOURING · RECREATIONAL · SIT-ON-TOP KAYAKS

It was once commonly believed the world was

approximately two-thirds water. Humanity set off across large bodies of water

looking for new lands. In 1976, Perception introduced its

first polyethylene kayak and it was quickly discovered the

planet actually consisted of more water than earlier

realized. Humanity set off across bodies of land in search of

new waters. Whether the pull of whitewater, the electricity of

ocean waves or the magnetism of open water, Perception offers the

broadest selection of kayaks meeting the most diverse needs

of discriminating paddlers. Every Perception boat offers

unparalleled performance, stability and comfort. Explaining why

paddlers of every level paddle Perception kayaks.

WHITEWATER

TOURING

DAY TOURING

RECREATIONAL

SIT-ON-TOP

COMPARISONS



4-17



18-27



28-31



32-39



40-45



48-53

W H I T E W A T E R



Water always listens to gravity. Gravity says, "Let's see how fast we can get down this mountain," and water says, "Sweet." Off they go. Climb inside a Perception whitewater kayak and you immediately become a rip-shredding benefactor of this unwitting energy-stoked alliance. Whether river running, creeking, or pulling off a few moves at the local playhole, Perception® whitewater kayaks are the product of extensive research, experience and expertise. Looking through the next few pages you will quickly see that although we perfected the first modern plastic kayak some 25 years ago, we have by no means stopped designing new ones.



PADDLER: PATRICK KELLER, TEAM PERCEPTION





FULL-TILT™ NEW 2002

Take your kayaking to a different level — the air! Perception's new Full-Tilt™ is an ideal combination of volume, length and sliciness for not only easier end-hucking, but access to the newest tricks of the century. This freestyling river runner has plenty of volume for popping air-wheels, space godzillas and loops out of holes. And when the surf is up, the new "stiffy track" seat system keeps the hull rigid and loose no matter how high you're bouncing. The ollies go huge, allowing air-blunts even on waves without the steep shoulder. But don't worry, the cartwheeling potential is limitless. You'll be clean cartwheeling tall ends where those long boats are "vertically challenged." From shallow holes to enormous waves, the Full-Tilt makes the most of any play time.



STANDARD FEATURES: S-linear polyethylene • bow and stern Bull-Dawg™ security bars • H2O bottle • stiffy track seating system • outfitting kit

SPECIAL FEATURES: Thigh Master™ thighbraces • adjustable bulkhead foot system • back ratchet backband • adjustable pleasure pod

OPTIONAL: available as C-1

DR	FS	PP	DR-DOWN RIVER
130 lbs		190 lbs	FS-FREESTYLE
			PP-PARK-N-PLAY

Length: 6'10" / 208 cm
 Width: 24½" / 62 cm
 Volume: 50 gallons / 189 liters
 Weight: 34 lbs / 15 kg
 Cockpit: 33½"x 19" / 85 cm x 48 cm
 Sugg. Pad. Wt.: 130-190 lbs / 59-86 kg
 Paddler Level: Int. - Adv.



SPIN™ NEW 2002

Take the Skookemchuck-proven performance of the Full-Tilt™ mix in feedback from female fans of the Shock™ and you come up with the new Spin™ Same great "pop" and looseness of the Full-Tilt, but in a narrower, lower-volume version fit for a queen. Quick yet loose, forgiving yet huck-able. The Spin brings easy-paddling performance and the hottest new tricks to the featherweight crowd.



STANDARD FEATURES: S-linear polyethylene • bow and stern Bull-Dawg™ security bars • H2O bottle • stiffy track seat system • outfitting kit

SPECIAL FEATURES: Thigh Master™ thighbraces • adjustable bulkhead foot system • back ratchet backband • adjustable pleasure pod

OPTIONAL: available as C-1

DR	FS	PP	DR-DOWN RIVER
80 lbs		150 lbs	FS-FREESTYLE
			PP-PARK-N-PLAY

Length: 6'7" / 201 cm
 Width: 23¾" / 60 cm
 Volume: 45 gallons / 170 liters
 Weight: 32 lbs / 14 kg
 Cockpit: 33½"x 19" / 85 cm x 48 cm
 Sugg. Pad. Wt.: 80-150 lbs / 36-68 kg
 Paddler Level: Int. - Adv.



JAVA™ NEW 2002

Rainy night? Reach for your Java™ first thing in the morning. This hot little creek boat enlivens your performance on steep creeks, but is a thrill to paddle on most any whitewater. Its 7'9 3/4" length maneuvers in the tightest places, yet carries enough speed to beat everything in its class at extreme races in Gore Canyon and on the Green. The rounded hull provides pillow-soft landings, while the release rails promote straight-line planing and crisp curves when on edge. Java also comes with safety features geared to keep you paddling your best. A lowered cockpit rim allows shorter paddlers better reach on braces and when rolling. The "Stalag-Tight" wall brace system provides increased cockpit rigidity enabling easier exits in the event of a vertical pin. Even the Dawg Bones have been moved to both sides of the cockpit for easier access by the boater. No other kayak combines these innovative safety features with such eye-opening performance.



STANDARD FEATURES: S-linear polyethylene • dual Bull-Dawg™ security bars on stern deck • adjustable seat • H2O bottle • drain plug • outfitting kit • "Stalag-Tight" wall brace system

SPECIAL FEATURES: Thigh Master™ thighbraces • adjustable bulkhead foot system • back ratchet backband • adjustable pleasure pod

OPTIONAL: available as C-1



Length: 7'9 3/4" / 238 cm
Width: 24 3/8" / 62 cm
Volume: 60 gallons / 227 liters
Weight: 40 lbs / 18 kg
Cockpit: 33 1/2" x 19" / 85 cm x 48 cm
Sugg. Pad. Wt.: 110-190 lbs / 50-86 kg
Paddler Level: Beg. - Adv.



LUCID™ NEW 2002

Finally, full-scale performance for full-framed paddlers. The Lucid™ brings aerial blunts, air-screws and retentiveness to the 200lb club. Featuring anatomical knee bumps designed around a full frame and grab-hole grab loops which stiffen and reduce the volume at the ends for instant access to verticality. Also has the "stiffy track" seat system with the plastic pillars for rigid hull support for looseness and performance. The sharp edges have been raised to seriously reduce edginess whether rolling through ends in a sticky hole or landing aerials on a steep wave face. Big-boned boaters must try this innovative boat!



STANDARD FEATURES: S-linear polyethylene • stern Bull-Dawg™ security bar • H2O bottle • stiffy track seat system • outfitting kit

SPECIAL FEATURES: Thigh Master™ thighbraces • back ratchet backband • adjustable pleasure pod

OPTIONAL: available as C-1



Length: 7'3 1/4" / 222 cm
Width: 25 1/2" / 65 cm
Volume: 48 gallons / 182 liters
Weight: 32 lbs / 15 kg
Cockpit: 33 1/2" x 19" / 85 cm x 48 cm
Sugg. Pad. Wt.: 160-220 lbs / 73-100 kg
Paddler Level: Int. - Adv.



PADDLER: CLAY WRIGHT, TEAM PERCEPTION





SONIC™ NEW 2002

Whether just getting started or just getting back into it, the progression of kayaking and design is a huge benefit to paddlers of all skill levels and desires. Take the Sonic™ for example. Here's a boat with the soft, forgiving lines of the "old school" models but with a modified planing hull, incredible primary and secondary stability, and confidence inspiring volume and roll-ability. The Sonic turns on a dime, crosses eddy-lines with ease, and combines new-school surfing and carving with the forgiveness of a more rounded hull. Whether shredding up a wave, carving into an eddy, or nailing your combat roll — the Sonic is designed to make the most of your skills, allowing you to paddle more places. Get out and enjoy the river!



STANDARD FEATURES: S-linear polyethylene • bow and stern Bull-Dawg™ security bars • H2O bottle • double-laminated walls for strength and safety • drain plug

SPECIAL FEATURES: Magnum Track thighbraces • Keepers™ footbraces with Magnum track • adjustable seat with foam back support

OPTIONAL: available as C-1



C-CREEKING DR-DOWN RIVER
Length: 8'1½" / 248 cm
Width: 24¾" / 62 cm
Volume: 52 gallons / 197 liters
Weight: 38 lbs / 17 kg
Cockpit: 33½" x 19" / 85 cm x 48 cm
Sugg. Pad. Wt.: 110-170 lbs / 50-77 kg
Paddler Level: Beg. - Adv.



SUPERSONIC™ NEW 2002


Some things get better with age. Plastic isn't one of them. Until now, bigger boaters have had to search the "used boats" aisle to find a kayak with the volume and performance they desire, but the chances of finding one in good condition are slim at best. Welcome to the Supersonic™! Perception® has taken the proven river-running performance characterized by our Corsica™ series and updated it for the new millennium. Full volume center so we can all fit comfortably into the kayak. Mid-volume ends combine some slice but allow plenty of room for our Five.10's, safety kit, or even overnight gear. And a rounded, semi-planing hull makes this easy to roll model surf like nothing in its class. Outfitted with our tried and true TCL thighbraces, improved Magnum Track footbraces and a foam backrest, this is one new boat everyone will feel right at home in.




STANDARD FEATURES: S-linear polyethylene • bow and stern Bull-Dawg™ security bars • H2O bottle • double-laminated walls for strength and safety • drain plug

SPECIAL FEATURES: Magnum Track thighbraces • Keepers™ footbraces with Magnum track • adjustable seat with foam back support

OPTIONAL: available as C-1



C-CREEKING DR-DOWN RIVER
Length: 8'6" / 259 cm
Width: 24¾" / 63 cm
Volume: 55 gallons / 208 liters
Weight: 40 lbs / 18 kg
Cockpit: 33½" x 19" / 85 cm x 48 cm
Sugg. Pad. Wt.: 150-220 lbs / 68-100 kg
Paddler Level: Beg. - Adv.



AMP™

The AMP™ and Shock™ made up 10 boats on the US team and earned gold, silver and one bronze medal between them. If that's not enough to sell you on these designs, the surface tension crumbling scalloped gills in the hull will. Or the smooth volume transition, which allows you to amplify your levels of verticality. Or its ergonomic cockpit, designed so you can pull off clean cartwheels, vertical blunts and bounding spins in comfort and style. Or maybe it's just the fact that its name stands for Another Move Perfected. If you've got big waves and deep water in your neighborhood, the Amp will electrify it beautifully.



STANDARD FEATURES: S-linear polyethylene • double-laminated walls for strength and safety • adjustable seat • bow and stern Bull-Dawg™ security bars • H2O bottle • drain plug • outfitting kit


SPECIAL FEATURES: Thigh Master™ thighbraces • adjustable bulkhead foot system • back ratchet backband • adjustable pleasure pod

OPTIONAL: available as C-1



DR-130 lbs FS-200 lbs PP-200 lbs
DR-DOWN RIVER FS-FREESTYLE PP-PARK-N-PLAY

Length: 7'11¹/₂" / 243 cm
Width: 24¹/₂" / 62 cm
Volume: 47 gallons / 178 liters
Weight: 38 lbs / 17 kg
Cockpit: 33¹/₂" x 19" / 85 cm x 48 cm
Sugg. Pad. Wt.: 130-200 lbs / 59-91 kg
Paddler Level: Int. - Adv.



SHOCK™

The Shock™ takes the high-performance features of the AMP™ and compacts them into a size more proportional with the strength-to-weight ratios of smaller-framed paddlers. If you're between 90 and 170 pounds, this boat puts you in control of the torque, so you can take charge in the hole, have your way on a wave or just play up an eddy line. Shock and electrify your compadres with audacious wavewheels, blunts and vertical stalls.



STANDARD FEATURES: S-linear polyethylene • double-laminated walls for strength and safety • adjustable seat • bow and stern Bull-Dawg™ security bars • H2O bottle • drain plug • outfitting kit

SPECIAL FEATURES: Thigh Master™ thighbraces • adjustable bulkhead foot system • back ratchet backband • adjustable pleasure pod

OPTIONAL: available as C-1



DR-90 lbs FS-170 lbs PP-170 lbs
DR-DOWN RIVER FS-FREESTYLE PP-PARK-N-PLAY

Length: 7'8¹/₄" / 234 cm
Width: 23³/₄" / 59 cm
Volume: 42 gallons / 159 liters
Weight: 34 lbs / 15 kg
Cockpit: 33¹/₂" x 19" / 85 cm x 48 cm
Sugg. Pad. Wt.: 90-170 lbs / 41-77 kg
Paddler Level: Int. - Adv.

PADDLER: MARLOW LONG, TEAM PERCEPTION





Percept





METHOD™


There are a lot of wild methods for getting down the river, but this is one of the most fun. If you're looking for stability, it's here in the centered volume and tapered ends. Forgiveness? No problem. And maximum performance? The flat spinning hull and release chines look sleek, but act even sleeker. The Method™ is for beginning to expert paddlers who are ready for full-throttle fun.



STANDARD FEATURES: S-linear polyethylene • double-laminated walls for strength and safety • adjustable seat • bow and stern Bull-Dawg™ security bars • H2O bottle • drain plug • outfitting kit

SPECIAL FEATURES: Thigh Master™ thighbraces • adjustable bulkhead foot system • back ratchet backband • adjustable pleasure pod

OPTIONAL: available as C-1



DR-DOWN RIVER FS-FREESTYLE
 Length: 7'3" / 221 cm
 Width: 24 1/4" / 62 cm
 Volume: 38 gallons / 140 liters
 Weight: 35 lbs / 16 kg
 Cockpit: 33 1/2" x 19" / 85 cm x 48 cm
 Sugg. Pad. Wt.: 90-150 lbs / 41-68 kg
 Paddler Level: Beg. - Adv.



METHOD AIR™

Need incredible versatility from your kayak? Wave-wheels, blunts and cartwheels plus Class V? The Method Air™ combines adequate volume for river-running performance with a slick planing hull, slicey ends and top-of-the-line outfitting to keep you in control no matter how hard you tumble. How many boats get paddled in rodeos AND on runs like Linville, South Silver, Little White and Bear Creek? If you're between 140-170 lbs. and trying to do it all in one boat, this is the one.



STANDARD FEATURES: S-linear polyethylene • double-laminated walls for strength and safety • adjustable seat • bow and stern Bull-Dawg™ security bars • H2O bottle • drain plug • outfitting kit

SPECIAL FEATURES: Thigh Master™ thighbraces • adjustable bulkhead foot system • back ratchet backband • adjustable pleasure pod

OPTIONAL: available as C-1




DR-DOWN RIVER FS-FREESTYLE
 Length: 7'10" / 239 cm
 Width: 24 3/4" / 63 cm
 Volume: 44 gallons / 167 liters
 Weight: 39 lbs / 18 kg
 Cockpit: 33 1/2" x 19" / 85 cm x 48 cm
 Sugg. Pad. Wt.: 140-170 lbs / 64-77 kg
 Paddler Level: Beg. - Adv.



MADNESS™

The stretch model of the Method™ Series. This slick cruiser combines added volume, length and speed to round out the Method series as the big-water performers. The Madness™ is at home on the big waves of the Lochsa or the burly froth of the Payette. If your idea of playboating includes surfing, spinning and cartwheeling, but you demand serious river-running performance as well, the Madness is the perfect choice. A rock-solid, bomb proof choice, to be more exact.



STANDARD FEATURES: S-linear polyethylene • double-laminated walls for strength and safety • adjustable seat • bow and stern Bull-Dawg™ security bars • H2O bottle • drain plug • outfitting kit

SPECIAL FEATURES: Thigh Master™ thighbraces • adjustable bulkhead foot system • back ratchet backband • adjustable pleasure pod

OPTIONAL: available as C-1




Length: 8'4" / 254 cm
 Width: 25 3/4" / 64 cm
 Volume: 55 gallons / 208 liters
 Weight: 38 lbs / 17 kg
 Cockpit: 33 1/2" x 19" / 85 cm x 48 cm
 Sugg. Pad. Wt.: 130-200 lbs / 59-91 kg
 Paddler Level: Int. - Adv.



JIB™

This hip-hop freestyler brings new horizons to the world of playboating for the smaller paddler. Great squirty performance for paddlers under 140 lbs., the Jib™ is also the undisputed best boat for kids — capable of taking them from their first surf to their first loop. Rounded, forgiving yet incredibly loose planing hull design and short, squirty tail for learning your first play moves. Move the seat forward for balance and watch the cartwheels flow. Groovy styling makes the Jib an artful playground of plastic.



STANDARD FEATURES: S-linear polyethylene • double-laminated walls for strength and safety • adjustable seat • bow Bull-Dawg™ security bar • H2O bottle • outfitting kit

SPECIAL FEATURES: mold-in thighbraces • foam bulkhead footbraces • adjustable pleasure pod




Length: 6'9 3/4" / 208 cm
 Width: 22 1/2" / 57 cm
 Volume: 28 1/2 gallons / 108 liters
 Weight: 28 lbs / 13 kg
 Cockpit: 28 1/4" x 18 1/4" / 72 cm x 46 cm
 Sugg. Pad. Wt.: 50-140 lbs / 23-64 kg
 Paddler Level: Beg. - Adv.



PHAT™

A playful river-running/creeking machine, the Phat™ has become a classic performer and offers the easiest boofs in the line. Incredibly maneuverable and forgiving, its convex hull carries amazing speed through big holes. The rounded deck sheds water smoothly for resurfacing after big drops. A great boat for pushing your limits on uncharted terrain, be it super-steep low volume runs in the southeast or the big water push of British Columbia. Multi-day? No problem. The Phat has been tested on some of the most remote rivers on the globe. In short, from Green to Stikine, the Phat is ready to go where you are.



STANDARD FEATURES: S-linear polyethylene • double-laminated walls for strength and safety • adjustable seat with foam back pad • bow and stern Bull-Dawg™ security bars • H2O bottle • drain plug • outfitting kit

SPECIAL FEATURES: molded bulkhead footbraces • adjustable pleasure pod

OPTIONAL: available as C-1 • Keepers™ footbraces



Length: 8'5³/₄" / 258 cm
 Width: 25" / 64 cm
 Volume: 62 gallons / 235 liters
 Weight: 40 lbs / 18 kg
 Cockpit: 32¹/₂" x 19¹/₂" / 83 cm x 50 cm
 Sugg. Pad. Wt.: 110-210 lbs / 50-95 kg
 Paddler Level: Beg. - Adv.



STIKINE™

The Stikine™ is all about being wet and wild. It's a fast and stable pack horse than can handle your self-supporting gear with a light touch and superb feel. Speaking of gear, the Stikine incorporates a unique storage system that gives you access to your stern storage (which can hold big packs like Pelican cases) through the seat's backband. And along with its comfort, stability and maneuverability, beginners and intermediates enjoy the same pack and save handles that experts rely on for rescue and portaging. Which means this boat is great for instruction. It can take the wild stuff and cruise the flat. So go out and tame the untamable and accomplish the impossible.



STANDARD FEATURES: S-linear polyethylene • double-laminated walls for strength and safety • adjustable seat • bow and stern Bull-Dawg™ security bars • H2O bottle • drain plug • outfitting kit

SPECIAL FEATURES: molded bulkhead footbraces • back ratchet backband • PSR – pack & swimmer rescue handle system • adjustable pleasure pod

OPTIONAL: available as C-1 • Keepers™ footbraces



Length: 9'5¹/₂" / 288 cm
 Width: 25³/₈" / 64 cm
 Volume: 67 gallons / 254 liters
 Weight: 44 lbs / 20 kg
 Cockpit: 33¹/₂" x 19" / 85 cm x 48 cm
 Sugg. Pad. Wt.: 150-240 lbs / 68-109 kg
 Paddler Level: Beg. - Adv.

T O U R I N G



One nautical mile is equivalent to 1.1 land miles.

Meaning when you paddle a mile it's more than walking a mile.

Interesting. But no one knows this better than you. If you're looking at Perception

touring kayaks it is more than likely because you've got a lot of these

1.1 long, challenging, exhilarating, beautiful miles

under your paddle. And you have a lot more to go. You appreciate these boats'

effortless paddling characteristics, rock solid construction and their ability

to comfortably carry along provisions for the long, long haul.

Sleek vessels of seaworthy beauty, every Perception touring kayak longs for

adventures of epic proportions as much as you do.







ECLIPSE™ COMPOSITE

The pinnacle of high performance. The Eclipse™ Composite is a state-of-the-art, expedition-class touring boat that delivers all of the benefits you've come to expect from Perception. And then some. Its long, narrow hull defies drag for extraordinary speeds. Its upswept bow with reserved volume provides maximum lift in the toughest, roughest seas. And its uniquely rounded chines let you go from initial to secondary stability with the utmost confidence. To top it off, the ergonomic seating system ensures unparalleled comfort.



Illumination Metal Flakes are available on above color options. Combination colors are available in any of the above colors. For example, Firecracker top/Cream bottom.

STANDARD FEATURES: bow and stern deck rigging • Neogel™ seat back pad • padded foam thighbraces • bow and stern hatches • anodized rudder • bow and stern flotation bulkheads

SPECIAL FEATURES: SoftTech™ customizable seat pad • 3M® reflective static safety line • Top-Dawg™ security and mooring cleat • rubber-molded grab handles • stern accessory straps • Smart Track™ remote adjustable footbrace system

OPTIONAL: composite bow and stern bulkheads • seat backband

Length: 17'2½" / 525 cm
 Width: 22" / 56 cm
 Storage: 8850 cu. in. / 145 liters
 Weight: Fiberglass: 58 lbs / 26 kg
 Aramid Fiber: 46 lbs / 21 kg
 Cockpit: 34½" x 18"
 88 cm x 46 cm
 Max. Load: 425 lbs / 193 kg
 Paddler Level: Beg. - Adv.



ECLIPSE™

If you require performance proven across the globe, from remote mountain lakes to open seas, the Eclipse™ is the pinnacle of touring kayak design. Its long, streamlined hull provides an extraordinarily fast ride, yet offers surprising maneuverability. The upswept bow tapers into a low-profile midsection then puffs out again towards the cockpit providing a proven combination of lift, wind resistance and volume for peak performance in challenging weather. And its uniquely rounded chines let you go from initial to secondary stability with the utmost confidence. To top it off, the ergonomic seating system, Softech™ seat pad and cushy, rubberized grab-loops ensure unparalleled comfort. If you're going to log serious miles on the open water, you won't find a better top-end touring kayak anywhere.



STANDARD FEATURES: S-linear polyethylene • bow and stern deck rigging • adjustable thermoformed seat • padded foam thighbraces • Keepers™ footbraces • bow and stern flotation bulkheads • H2O bottle holder

SPECIAL FEATURES: Neogel™ seat back pad • Softech™ customizable seat pad • 3M® reflective static safety line • patented "Easy Open" bow and stern hatches • safety deck lines • rubber-molded grab handles • stern accessory straps • Top-Dawg™ security and mooring cleat

OPTIONAL: anodized rudder

Length: 17'1¾" / 523cm
 Width: 22¾" / 57 cm
 Storage: 8850 cu. in. / 145 liters
 Weight: 68 lbs / 31 kg
 (without rudder)
 Cockpit: 34½" x 18"
 88 cm x 46 cm
 Max. Load: 425 lbs / 193 kg
 Paddler Level: Beg. - Adv.



SHADOW™ COMPOSITE

If your needs require a top-of-the-line touring kayak and you find the Eclipse™ Composite a bit too unwieldy, turn to the Shadow™ Composite. A slightly lower profile makes it easier for smaller-framed adventurers to paddle. And it's perfectly proportioned for speed and stability — even in the roughest seas. Still offering 8,050 cubic inches of dry storage with a generous maximum load, the Shadow may be smaller in stature but certainly not in ability.



Flotation: Metal Flotation is available on above color options. Combination colors are available in any of the above colors. For example, Firecracker top/Cream bottom.

STANDARD FEATURES: bow and stern deck rigging • Neogel™ seat back pad • padded foam thighbraces • bow and stern hatches • anodized rudder • bow and stern flotation bulkheads

SPECIAL FEATURES: SoftTech™ customizable seat pad • 3M® reflective static safety line • Top-Dawg™ security and mooring cleat • rubber-molded grab handles • stern accessory straps • Smart Track™ remote adjustable footbrace system

OPTIONAL: composite bow and stern bulkheads • seat backband

Length: 16'6" / 503 cm
 Width: 21³/₄" / 55 cm
 Storage: 8050 cu. in. / 131 liters
 Weight: Fiberglass: 55 lbs / 25 kg
 Aramid Fiber: 44 lbs / 20 kg
 Cockpit: 34¹/₂" x 18"
 88 cm x 46 cm
 Max. Load: 350 lbs / 159 kg
 Paddler Level: Beg. - Adv.



SHADOW™

We took the advanced design of the Eclipse™ and scaled it down for smaller paddlers. Since shorter paddlers often feel encumbered by the high cockpit rim of a standard kayak, we dropped the deck, narrowed the width and made sure they could stroke as efficiently as the average-sized man in his Eclipse. While the Shadow™ is 4" shorter than the Eclipse, the reduced width keeps it just as fast as its predecessor.



STANDARD FEATURES: S-linear polyethylene • bow and stern deck rigging • adjustable thermoformed seat • padded foam thighbraces • Keepers™ footbraces • bow and stern flotation bulkheads • H2O bottle holder

SPECIAL FEATURES: Neogel™ seat back pad • Softech™ customizable seat pad • 3M® reflective static safety line • patented "Easy Open" bow and stern hatches • safety deck lines • rubber-molded grab handles • stern accessory straps • Top-Dawg™ security and mooring cleat

OPTIONAL: anodized rudder

Length: 16'8" / 508 cm
 Width: 22" / 56 cm
 Storage: 8050 cu. in. / 131 liters
 Weight: 63 lbs / 29 kg
 Cockpit: 35" x 18.5"
 89 cm x 47 cm
 Max. Load: 350 lbs / 159 kg
 Paddler Level: Beg. - Adv.

