



 **Dagger**[®]
WHITewater | TOURING | RECREATIONAL KAYAKS



TEAM TESTED DESIGN PADDLER PROVEN

FROM THE MOUNTAINS TO THE SEA

HULL DESIGN INNOVATIONS

Perfecting the Green Boat hull required optimum rocker curve for speed. But this speed is lost if you must fight stability or can't place the boat where you want it to go. By careful reduction of rocker through the stern from the prototype, it's now more maneuverable with a greater top speed that doesn't squat when blasting down the river.

There's a lot that goes into every Dagger kayak design, not the least of which is living up to our heritage of innovative performance and quality. The truth is, most kayak companies make at least one great kayak, but what sets Dagger apart is offering best-in-class leaders that master every type of moving water from the mountains to the sea.

A truly great kayak design that gets people excited to paddle requires an understanding of the space between a drawing board sketch and a hull meeting the water. Our integrated R&D process ensures the final product meets both the standards of the design team and passes the

punishment of Team Dagger. This performance mindset inspires the entire line from whitewater to recreational and touring kayaks.

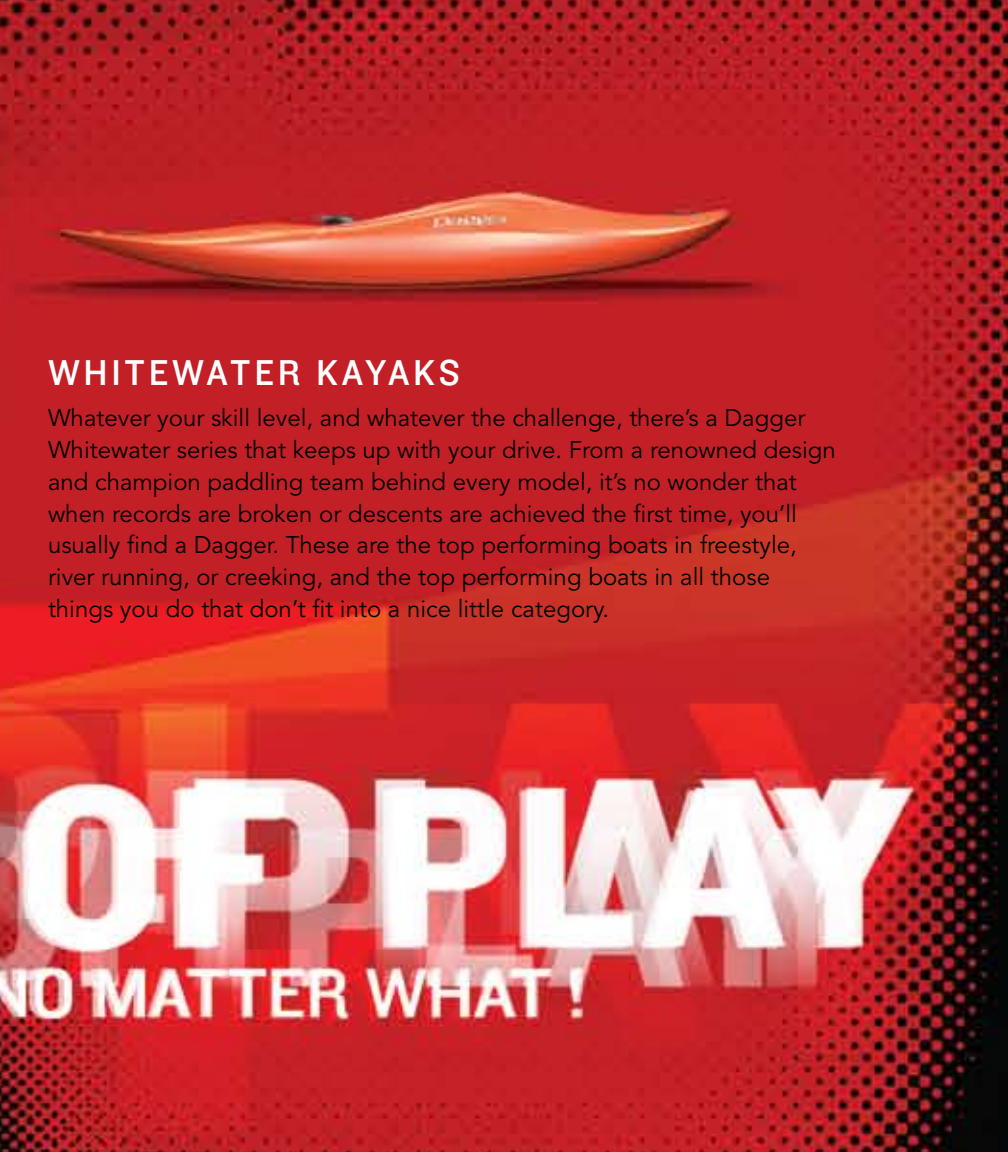
With a history of record-breaking first descents and a growing tower of competition trophies and medals, Team Tested approval doesn't come easy. We've got some scars to prove it. Most importantly, no design gets the Dagger stamp unless it's worth telling unforgettable stories about for years to come.

TABLE OF CONTENTS

WHITewater - Agent - 4; Kingpin - 5; RX - 6; The Green Boat - 7; RPM - 7; Axiom - 8,9; Mamba Creeker - 10; Nomad - 11

REC / TOURING - Approach - 14; Zydeco - 16; Torrent - 17; Kaos - 17; Blackwater - 18,19; Catalyst - 20; Alchemy - 21

OUTFITTING - 22,23; SPECIFICATIONS - 24,25



WHITEWATER KAYAKS

Whatever your skill level, and whatever the challenge, there's a Dagger Whitewater series that keeps up with your drive. From a renowned design and champion paddling team behind every model, it's no wonder that when records are broken or descents are achieved the first time, you'll usually find a Dagger. These are the top performing boats in freestyle, river running, or creeking, and the top performing boats in all those things you do that don't fit into a nice little category.

THE RELENTLESS PURSUIT OF PLAY

NO MATTER WHAT!

We've taken the "free" in freestyle to heart with the most dynamic playboat on the whitewater market today. When others are coming down, you'll still be in the air pulling insane front flips, cartwheels, air screws, or moves that haven't even been named. Relatively low volume and agile, the Agent surfs while other playboats sit on the sidelines.



AGENT FEATURES

- Adjustable Performance Fit System
- D-bone welded in seat track
- Padded foam footbrace system
- Precision adjustable thighbraces
- Multi adjustable contoured hip pads
- Security grab handles

AGENT 6.0

Smaller paddlers get big moves and big air in any whitewater.

Length	6' 0" / 183 cm	Weight	29 lbs / 13 kg
Width	23.25" / 59 cm	Cockpit	34" x 18.75" / 86 x 48 cm
Volume	42 gal / 159 L	Deck Height	11.25" / 29 cm
Paddler Weight Range	80-145 lbs / 36-66 kg		



AGENT 6.2

Mid-sized paddlers get amazingly tight, nimble performance with a roomy cockpit.

Length	6' 2" / 187 cm	Weight	32 lbs / 15 kg
Width	25" / 64 cm	Cockpit	34" x 18.75" / 86 x 48 cm
Volume	50 gal / 189 L	Deck Height	12" / 30 cm
Paddler Weight Range	125-190 lbs / 57-86 kg		



AGENT 6.4

More foot room gives bigger paddlers performance without the punishment.

Length	6' 4" / 193 cm	Weight	33 lbs / 15 kg
Width	25.75" / 66 cm	Cockpit	34" x 18.75" / 86 x 48 cm
Volume	59 gal / 223 L	Deck Height	13" / 33 cm
Paddler Weight Range	165-225 lbs / 74-102 kg		



This technical wonder defies the boundaries of playboating by offering high performance freestyle capabilities for experts with forgiving river running capabilities with mass appeal. It features fine-tuned volume distribution for powering down the river and a planing hull to throw dynamic moves above the river. This best selling series is the benchmark by which other playboats are compared.



KINGPIN FEATURES

- Adjustable Performance Fit System
- D-bone welded in seat track
- Padded foam footbrace system
- Precision adjustable thighbraces
- Multi adjustable contoured hip pads
- Security grab handles

KINGPIN 6.1

Slicy edges give smaller paddlers amazing control in waves and holes.

Length	6' 1" / 185 cm	Weight	29 lbs / 13 kg
Width	23.75" / 60 cm	Cockpit	34" x 19" / 86 x 48 cm
Volume	44 gal / 167 L	Deck Height	10.75" / 27 cm
Paddler Weight Range	80-140 lbs / 36-64 kg		



KINGPIN 6.2

Great speed for the size to blast into waves on the fly.

Length	6' 3" / 191 cm	Weight	30 lbs / 14 kg
Width	25.5" / 65 cm	Cockpit	34" x 19" / 86 x 48 cm
Volume	47 gal / 178 L	Deck Height	11.5" / 29 cm
Paddler Weight Range	100-180 lbs / 45-82 kg		



KINGPIN 6.3

A roomy, high-volume cockpit offers comfortable performance for large paddlers.

Length	6' 5" / 196 cm	Weight	31 lbs / 14 kg
Width	26" / 66 cm	Cockpit	34" x 19" / 86 x 48 cm
Volume	56 gal / 212 L	Deck Height	11.75" / 30 cm
Paddler Weight Range	150-230 lbs / 68-104 kg		



Save yourself the trouble of trying to paddle both a playboat and river runner at the same time. This crossover gives you control of the whole river with a single kayak. Well-balanced and slicy, it's great for vertical freestyle moves, yet travels down river with stability and speed. Even non-experts can showcase their skills in this 'jack of all trades' boat.



RX 6.7

Designed with performance for smaller paddlers without the short-boat feel.

Length	6' 7" / 201 cm	Weight	32 lbs / 15 kg
Width	25.5" / 65 cm	Cockpit	34.75" x 19" / 88 x 48 cm
Volume	52 gal / 197 L	Deck Height	10.75" / 27 cm

Paddler Weight Range | 120-195 lbs / 54-88 kg



RX 6.9

More volume gives extra comfort and performance for larger paddlers.

Length	6' 8" / 203 cm	Weight	34 lbs / 15 kg
Width	26.5" / 67 cm	Cockpit	34.75" x 19" / 88 x 48 cm
Volume	58 gal / 219 L	Deck Height	12" / 30 cm

Paddler Weight Range | 150-225 lbs / 68-102 kg



RX FEATURES

- Adjustable Performance Fit System
- D-bone welded in seat track
- Padded foam footbrace system
- Precision adjustable thighbraces
- Multi adjustable contoured hip pads
- Security grab handles



THE GREEN BOAT

With the most desired performance and design innovations built in, this boat is the envy of the competition. Medal-winning long boat speed engineered with stability and forgiveness is finally available to own. Heralded as a new paddling experience, this machine offers turning and boofing to blast your favorite local creek, speed to finally pursue that multi-day whitewater river trip, or comfort to just cruise on the river.

Get this limited production series before they're gone.

Length	11' 9" / 358 cm	Weight	50 lbs / 23 kg
Width	24.25" / 62 cm	Cockpit	34.5" x 19" / 88 x 48 cm
Volume	95 gal / 360 L	Deck Height	14.5" / 37 cm

Paddler Weight Range | 140-260 lbs / 64-118 kg



THE GREEN BOAT FEATURES

- Adjustable tank style rotomolded creek seat
- Adjustable bulkhead footbrace with foam padding
- Precision adjustable thighbraces
- Multi adjustable contoured hip pads
- Security grab handles



RPM 9.0

The best selling whitewater boat of all-time returns in limited production for 2009. This versatile river runner has become a benchmark design due to its stability, performance, and ease of rolling. Shred waves, run the river, or pull enders in your favorite hole with a boat that can do it all. Only 100 will be produced so hurry to experience the legend for yourself.

Length	8' 11" / 272 cm	Weight	39 lbs / 18 kg
Width	24" / 61 cm	Cockpit	34" x 19" / 86 x 48 cm
Volume	60 gal / 227 L	Deck Height	12" / 30 cm

Paddler Weight Range | 110-230 lbs / 50-104 kg



RPM FEATURES

- Ergonomic thermo molded seat
- Comfort fit padded thigh braces
- Adjustable backband
- Bulkhead footbrace system
- Semi rigid fabric finish grab handles
- Hammerhead security bar

Business in the front, party in the back. Designed to reward dynamic paddling, the Axiom features lower volume in the rear of the kayak for outstanding surfing ability combined with increased bow volume for comfort and control.



AXIOM 6.9 NEW

Small cockpit and less volume for a performance fit. Great for kids and small-framed paddlers.

Length	6' 9" / 206 cm	Weight	28 lbs / 13 kg
Width	22.5" / 57 cm	Cockpit	27.75" x 17" / 71 x 43 cm
Volume	39 gal / 148 L	Deck Height	10.5" / 27 cm
Paddler Weight Range	65-120 lbs / 29-54 kg		



AXIOM 8.0 NEW


Roomier cockpit and more volume than the 6.9 for small to mid-sized paddlers.

Length	8' / 244 cm	Weight	34 lbs / 15 kg
Width	24.5" / 62 cm	Cockpit	34" x 19" / 86 x 48 cm
Volume	51 gal / 193 L	Deck Height	12" / 30 cm
Paddler Weight Range	90-150 lbs / 41-68 kg		



AXIOM FEATURES

- Adjustable Performance Fit System 2.0
- D-bone welded in seat track
- Adjustable bulkhead footbrace with foam padding
- Precision adjustable thighbraces
- Multi adjustable contoured hip pads
- Security grab handles
- Ratchet adjustable backband



The Dagger name stands for quality and performance, in our boats and our team athletes. That's why "Team D" plays such an important role for us on and off the water.

Their competitive leadership keeps our designs on the cutting edge, but it's their passion for getting more people involved in paddling and raising awareness that truly sets them apart. From countless fund-raising projects for important organizations and causes, to promoting paddling and environmental preservation around the world.

Closer to home, you'll see them wherever the action is, ready to help everyone get the most out of their experience. Great companies are more than just great products, that's why we're proud of the people that wear the Dagger logo.

Andrew Holcombe - Anna Levesque - Corey Volt
Rush Sturges - Tao Berman - Eleanor Perry
Pat Keller - Ken Hoeve - Christie Glissmeyer
Alex Hotze - Brad Ludden - Lizzie English
Katie Scott - Scott Fiendel - Scott Ligare - Andy Maser

This river cruising/play boat combines the performance desired by experienced paddlers with the predictability suitable for the aspirational. Get great down river speed, effortless eddy hopping and attainment, smooth carving and wave surfing, and even wave spinning capabilities. Super comfortable outfitting with 4-point adjustment offers maximum support and control.



AXIOM 8.5 NEW

Mid-to-large sized paddlers get more volume and deck height, but not overly roomy for the right fit.

Length	8' 6" / 259 cm	Weight	36 lbs / 16 kg
Width	25.5" / 65 cm	Cockpit	34" x 19" / 86 x 48 cm
Volume	63 gal / 238 L	Deck Height	13.5" / 34 cm
Paddler Weight Range	130-210 lbs / 59-95 kg		



AXIOM 9.0 NEW

Good foot room and comfortable knee position for larger paddlers.

Length	9' / 274 cm	Weight	39 lbs / 18 kg
Width	27.75" / 70 cm	Cockpit	34" x 19" / 86 x 48 cm
Volume	78 gal / 295 L	Deck Height	15.25" / 39 cm
Paddler Weight Range	180-265 lbs / 82-120 kg		



AXIOM FEATURES

- Adjustable Performance Fit System 2.0
- D-bone welded in seat track
- Adjustable bulkhead footbrace with foam padding
- Precision adjustable thighbraces
- Multi adjustable contoured hip pads
- Security grab handles

There's a lot of whitewater out there and you want a boat that can handle all of it. This all-around performance series lets paddlers of any experience level tackle technical water. Easy to roll, crisp edging, excellent hull speed, and great stability gives you the control to challenge environments from steep creeks to large volume rapids. Adjustable creeker outfitting creates the perfect fit for total confidence.



MAMBA FEATURES

- Adjustable tank style rotomolded creek seat
- Adjustable bulkhead footbrace with foam padding
- Safety step out wall
- Precision adjustable thighbraces
- Multi adjustable contoured hip pads
- Security grab handles

MAMBA 7.5 CREEKER

Smaller and lighter weight Mamba is great for youths and smaller paddlers.

Length	7'7" / 231 cm	Weight	43 lbs / 19 kg
Width	25.5" / 65 cm	Cockpit	34" x 19" / 86 x 48 cm
Volume	57 gal / 216 L	Deck Height	13.5" / 34 cm

Paddler Weight Range | 120-170 lbs / 54-77 kg



MAMBA 8.0 CREEKER

Versatility and performance for creeks or big water adventures.

Length	8' / 244 cm	Weight	48 lbs / 21 kg
Width	26" / 66 cm	Cockpit	34" x 19" / 86 x 48 cm
Volume	62 gal / 235 L	Deck Height	13.75" / 35 cm

Paddler Weight Range | 150-215 lbs / 68-98 kg



MAMBA 8.5 CREEKER

Larger boat for larger paddlers while still delivering an outstanding ride.

Length	8'5" / 257 cm	Weight	52 lbs / 23 kg
Width	27.5" / 70 cm	Cockpit	34" x 19" / 86 x 48 cm
Volume	72 gal / 272 L	Deck Height	15" / 38 cm

Paddler Weight Range | 175-260 lbs / 79-118 kg



If records were made to be broken, then the Nomad was made to break them. The world's ultimate creeker has been the kayak of choice for dominating outrageous rivers and descents. With great speed, rock-solid stability, easy rolling, and the ability to turn on a dime, it handles big water or downriver bombing with ease. Built-in safety from 6 attachment points, step-out wall, and rapid resurfacing keeps your focus on the challenges ahead.



NOMAD 8.1

Nail your lines with confidence in this well-sized creeker.

Length	8'1" / 246 cm	Weight	44 lbs / 19 kg
Width	25.5" / 65 cm	Cockpit	34" x 19" / 86 x 48 cm
Volume	68 gal / 257 L	Deck Height	12.5" / 32 cm

Paddler Weight Range | 110-190 lbs / 50-86 kg



NOMAD 8.5

High volume performance for larger-sized enthusiasts.

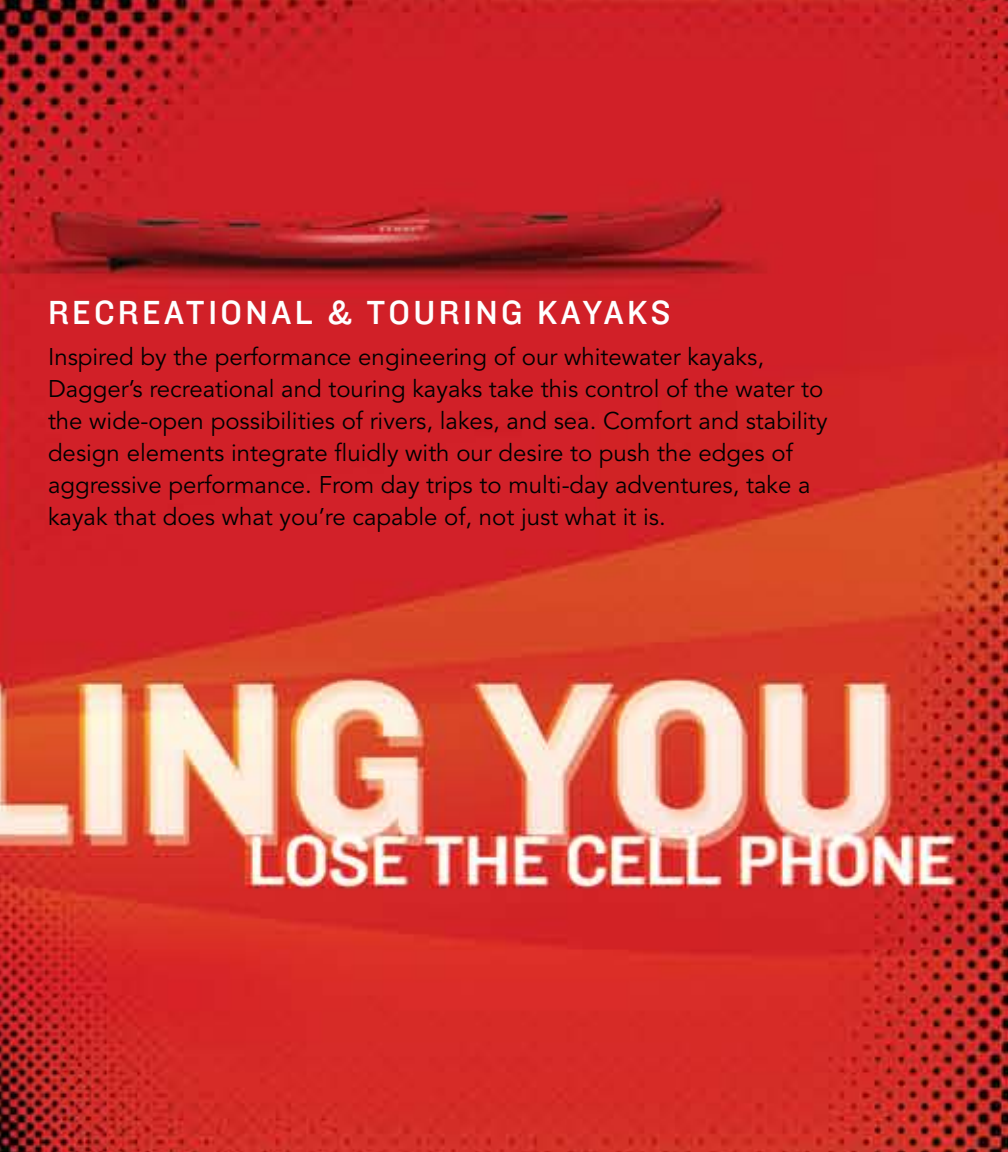
Length	8'5" / 257 cm	Weight	46 lbs / 20 kg
Width	26.5" / 67 cm	Cockpit	34" x 19" / 86 x 48 cm
Volume	78 gal / 295 L	Deck Height	13" / 33 cm

Paddler Weight Range | 150-240 lbs / 68-109 kg



NOMAD FEATURES

- Adjustable tank style rotomolded creek seat
- Adjustable bulkhead footbrace with foam padding
- Safety step out wall
- Precision adjustable thighbraces
- Multi adjustable contoured hip pads
- Security grab handles



RECREATIONAL & TOURING KAYAKS

Inspired by the performance engineering of our whitewater kayaks, Dagger's recreational and touring kayaks take this control of the water to the wide-open possibilities of rivers, lakes, and sea. Comfort and stability design elements integrate fluidly with our desire to push the edges of aggressive performance. From day trips to multi-day adventures, take a kayak that does what you're capable of, not just what it is.

THE WIDE OPEN WATER'S CALLING YOU

LOSE THE CELL PHONE

Engineered to push the performance limits of recreational kayaks, the Approach puts river running inspiration into a flatwater powerhouse package. This lightweight hybrid series opens up a huge range of paddling opportunities, from protected waters to faster moving currents. Take charge of the elements with excellent tracking, great speed, trusted stability, and control. Supports use of a sprayskirt for even more adventurous outings.



APPROACH 9.0

Smaller adults and kids get great stability and performance from this sized-for-speed kayak.

Length	9' / 274 cm	Weight	38 lbs / 17 kg
Width	25.25" / 64 cm	Deck Height	12" / 30 cm
Max Capacity	200 lbs / 91 kg	Cockpit	36.25" x 20" / 92 x 51 cm



APPROACH 10.0


Roomy cockpit and length but maintains maneuverability. Excellent for mid-sized to larger paddlers.

Length	10' / 305 cm	Weight	37 lbs / 17 kg
Width	28" / 71 cm	Deck Height	13.5" / 34 cm
Max Capacity	275 lbs / 125 kg	Cockpit	38.75" x 21.25" / 98 x 54 cm



APPROACH FEATURES

- Adjustable fabric covered thighbraces
- Keepers footbrace system
- 10" Dual density stern hatch
- Bow deck rigging
- Comfort carry handles
- Stern bulkhead
- Height adjustable drop skeg



This entry-level recreational kayak offers big time performance for exceptional value. For those looking for a great time on the flat or slow moving water, this boat delivers. It's easy to throw on top of a car, fun to maneuver, and paddles quickly. Go ahead, get out and hit the water.



ZYDECO

Length	9' 5" / 287 cm	Weight	38 lbs / 17 kg
Width	27.75" / 70 cm	Deck Height	12.5" / 32 cm
Max Capacity	220 lbs / 100 kg	Cockpit	38" x 21" / 97 x 53 cm



ZYDECO FEATURES

- Zone knee pad with inner/outer cockpit brace options
- Keepers footbrace system
- Bow and stern deck rigging
- Soft touch handles

Get the excitement of whitewater in the ease of a sit-on-top kayak. Just jump in and start paddling in this stable and easy to manage play machine. No kayak rolls required. Great for rocky streams and up to class III of whitewater.



TORRENT FEATURES

- Keepers footbrace system
- Thigh Straps (standard)
- 5" deck plate
- Soft touch handles

With a hull design that shares a page in the longboard surfing playbook, this sit-on-top dominates the ocean waves. With quick acceleration and turning, carve waves or rush surging breakers with confidence. Additional outfitting like comfort carry handles for getting out of the surf, adjustable backband, and a day hatch make for the wildest pleasure cruise ever.



KAOS 10.2

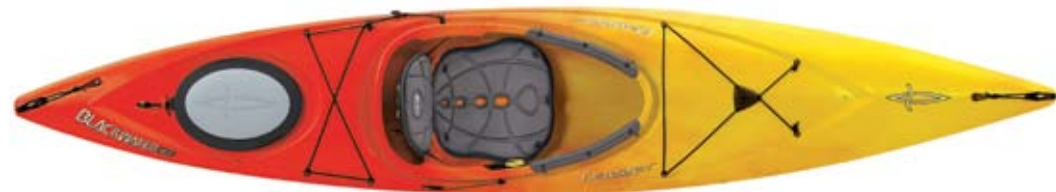
Length	10' 2" / 314 cm	Weight	43 lbs / 20 kg
Width	26.5" / 67 cm	Deck Height	8.5" / 22 cm
Max Capacity	250 lbs / 113 kg	Cockpit	51.75" x 19.25" / 131 x 49 cm



KAOS FEATURES

- Sit-On-Top backband (standard)
- Molded in footbraces
- 5" deck plate
- Comfort carry handles
- Fins (optional)

One of our most popular recreational series ever, it's no surprise the Blackwater is a comfortable, solid performer on still water. What sets it apart is great handling in moving water conditions as well as in lakes, reservoirs, and ponds. Here, the stability, handling, and speed shine. Equipped with a roomy cockpit, stern hatch, and retractable skeg, it's ready for a day-to-weekend trip to places other recreational kayakers won't dare go.



BLACKWATER 10.5

Adjustable outfitting and lightweight design with a playful attitude.

Length	10' 5" / 318 cm	Weight	43 lbs / 20 kg
Width	26.75" / 68 cm	Deck Height	13.75" / 35 cm
Max Capacity	295 lbs / 134 kg	Cockpit	38" x 21" / 97 x 53 cm



BLACKWATER 12.0

Get a little more speed and cockpit room from this lengthier model.

Length	12' / 366 cm	Weight	47 lbs / 21 kg
Width	26" / 66 cm	Deck Height	13.75" / 35 cm
Max Capacity	345 lbs / 156 kg	Cockpit	38" x 21" / 97 x 53 cm



BLACKWATER 10.5 & 12.0 FEATURES

- Zone seating system
- Zone knee pad with inner/outer cockpit brace options
- Slidelock footbrace system
- Oval dual density stern hatch
- Bow and stern deck rigging
- Soft touch handles
- Stern bulkhead
- Height adjustable drop skeg

BLACKWATER II 13.5

A multi-dimensional wonder that's great for families, kayaking duos, or to just paddle solo. This stable, yet nimble boat offers quick acceleration and good speed for longer trips with premium outfitting for comfort. Switch up the layout and use the third seat for smaller passengers, or move the bow seat to the center for paddling alone.



Length	13' 10" / 422 cm	Weight	78 lbs / 35 kg
Width	30.25" / 77 cm	Deck Height	13" / 33 cm
Max Capacity	475 lbs / 215 kg	Cockpit	80" x 21" / 203 x 53 cm



BLACKWATER II 13.5 FEATURES

- Keepers footbrace system
- 10" round dual density stern hatch
- Bow deck rigging
- Soft touch handles
- Stern bulkhead
- Height adjustable drop skeg
- Center seat

For those afraid of commitment in their recreational kayak relationship, this boat's for you. You love the stability, comfort, and manageability of the recreational boat, but sometimes long for the performance and storage of a touring series. With good speed and responsiveness, precision tracking from the rudder, and sealed bulkheads, you'll be hooked for life.



CATALYST 12.8

Take a day trip or go for the long weekend trek in comfort.

Length	12' 11" / 394 cm	Weight	45 lbs / 20 kg
Width	27" / 69 cm	Deck Height	11" / 28 cm
Max Capacity	275 lbs / 125 kg	Cockpit	38" x 21" / 97 x 53 cm



CATALYST 13.0

Comfortable and non-restrictive cockpit is great for larger paddlers.

Length	13' / 396 cm	Weight	51 lbs / 23 kg
Width	26.5" / 67 cm	Deck Height	12" / 30 cm
Max Capacity	295 lbs / 134 kg	Cockpit	38" x 21" / 97 x 53 cm



CATALYST 12.8 & 13.0 FEATURES

- Zone seating system
- Zone knee pad with inner/outer cockpit brace options
- Keepers footbrace system
- 10" dual density bow hatch and oval stern hatch
- Bow and stern deck rigging
- Soft touch handles
- Bow and stern bulkhead

The stylish, all new Alchemy light touring series hits the water running, packed with performance capabilities for both flat and moving water. Featuring the stability that's suitable for new paddlers, but with performance edging and turning capabilities ready for advanced skill levels. With enough storage and speed for an extended weekend excursion, it's time to grab your gear and get moving.



ALCHEMY 14.0S **NEW**

Performance and versatility from lakes to slow moving inland rivers, rock gardens or surf zones.

Length	14" / 427 cm	Weight	50 lbs / 23 kg
Width	23" / 58 cm	Deck Height	13.25" / 34 cm
Max Capacity	275 lbs / 125 kg	Cockpit	35" x 18.5" / 89 x 47 cm



ALCHEMY 14.0L **NEW**

Deeper and wider cockpit, with more foot room for larger paddlers.

Length	14" / 427 cm	Weight	55 lbs / 25 kg
Width	24" / 61 cm	Deck Height	14.75" / 37 cm
Max Capacity	300 lbs / 136 kg	Cockpit	35" x 18.5" / 89 x 47 cm



ALCHEMY 14.0S & 14.0L FEATURES

- Comfort Fit Seating system
- Adjustable fabric covered thighbraces
- Slidelock footbrace system
- 10" dual density bow hatch; 8" midship hatch; oval stern hatch
- Bow and stern deck rigging
- Soft touch handles
- Bow, midship, stern bulkhead
- Height adjustable drop skeg

WHITewater OUTFITTING

NEW WHITewater PERFORMANCE FIT SYSTEM (PFS) 2.0

Get a lighter, stronger, and more bomb-proof boat with this innovative and intuitive outfitting system. The all-new PFS 2.0 system is streamlined for reduced weight and comfort, allowing you to push the edge of performance, not the pain. This tool-less wonder also allows you to leave the wrenches and screwdrivers back at home.

The new PFS 2.0 system is available on select whitewater models and adds a ratchet adjusting backband for 2009. It features 4-point adjustment located just behind the seat.

- Ratchet adjustable backband (PFS 2.0 Only)
- D-bone welded-in seat track
- Multi-adjustable hip pads
- Precision adjustable thigh braces
- Overthrustrer by IR (Cockpit volume optimization) - Agent model only
- Vector seat
- Pleasure wedger
- Foam subframe
- Padded footbrace



WHITewater PERFORMANCE FIT SYSTEM (PFS)

Our famous PFS whitewater outfitting system offers the same features that the PFS 2.0 does, without the ratchet adjusting backband.

- Flipswitch backband (PFS Only)
- D-bone welded-in seat track
- Multi-adjustable hip pads
- Precision adjustable thigh braces
- Overthrustrer by IR (Cockpit volume optimization) - Agent model only
- Vector seat
- Pleasure wedger
- Foam subframe



RECREATIONAL & TOURING OUTFITTING

NEW CFS COMFORT FIT SYSTEM

New for 2009, the Comfort Fit System (CFS) combines the proven technical capabilities of whitewater outfitting with the comfort of a soft foam touring design. Now paddlers of all abilities can customize their kayak for a perfect fit based on their needs.

Features

- Large, ergonomic floating backband
- Quick release backband adjustment
- Soft foam seat padding
- Adjustable comfort control hip pads
- SlideLock footbraces
- **New** Soft Touch handle



ZONE OUTFITTING

The Zone outfitting system is available on many of our recreational and touring models and offers comfortable command of your kayak. Using intuitive fingertip adjustments, Zone lets you tailor your kayak for the ultimate fit, quickly, giving you an exceptional experience on the water.

Features

- Channeled and vented foam self-drains and conforms to the shape of your body
- Multiple backrest options can be adjusted with your fingertips and on the fly
- **New** Soft Touch handle



NEW SOFT TOUCH HANDLE

Whether loading/unloading your kayak or carrying it from one place to another, handle quality is crucial. That's why we've redesigned our new soft touch handle for more comfort and easier use.

Available on Blackwater, Catalyst, Torrent, Zydeco, and Alchemy models

- Improved ergonomic design matches hand shape
- Soft rubber underside delivers better grip and more comfort
- Improved design for aesthetic quality



WHITEWATER COMPARISON CHART

Table with 16 columns: Boat, Length, Width, Deck Height, Cockpit, Volume, Weight Range, Boat Weight, Seat, Backband, Seat Pad, Footbrace, Security Bar, Beginner, Intermediate, Advanced, Stability, Maneuverability, Hull Speed. Rows include Dagger Whitewater, Agent 6.0, 6.2, 6.4, Kingpin 6.1, 6.2, 6.3, RX 6.7, 6.9, The Green Boat, RPM, NEW Axiom 6.9, 8.0, 8.5, 9.0, Mamba 7.5 Creeker, 8.0 Creeker, 8.5 Creeker, Nomad 8.1, 8.5.

All Dagger Kayaks are designed and manufactured in the U.S.A. and are covered by a 3-Year Limited Warranty. Some limitations apply and coverage varies over the 3 years for whitewater models. Visit www.dagger.com for full details.

To see a full line of paddles, visit www.atpaddles.com.

To see a full line of paddling accessories, visit www.harmonygear.com.

Polyethylene expands and contracts with changes in temperature and humidity. Actual dimensions can vary from those shown in the Specifications Chart due to molding process and/or exposure to extreme hot or cold temperatures. Slight variations are not covered by warranty. Specifications and features are subject to change.

RECREATIONAL AND TOURING COMPARISON CHART

Table with 16 columns: Boat, Length, Width, Weight, Deck Height, Cockpit, Stern Hatch, Bow Hatch, Capacity, Seat, Backrest, Seat Pad, Footbrace, Skeg/Rudder, Hatch Cover(s), Security Bar, Beginner, Intermediate, Advanced, Stability, Maneuverability, Hull Speed, Tracking, Calm/Slow Moving, Class I - II Water, Day Trips, Weekend/Overnight Trips, Hunting/Fishing/Photo. Rows include Dagger Rec/Touring, Approach 9.0, 10.0, Zydeco, Torrent 10.0, Kaos 10.2, Blackwater 10.5, 12.0, 13.5, Catalyst 12.8, 13.0, NEW Alchemy 14.0 SM, 14.0 LG.

COLORS



Colors may vary slightly from those shown in catalog. Color combinations (Flame) will vary from those shown in catalog and are unique for each boat we produce. Variations in color are not covered by warranty.

- SEAT: V = Vector, R = Rotomolded Creek Seat, T = Thermoformed, M = Molded-in. BACKBAND: F = Flipswitch™, RA = Ratchet Adjustable, PA = Padded Adjustable. BACKREST: ZA = Zone Adjustable, PA = Padded Adjustable, H = High Back Adjustable. THIGHBRACES: F = Flipswitch™, RA = Ratchet Adjustable, PA = Padded Adjustable, MA = Multi-Adjust Padded. FOOTBRACE: B = Bulkhead, FM = Foam, AK = Adjustable Keepers, SL = Slidelock, MI = Molded In. SEAT PAD: G = Grip lock, C = Creek Seat Pad, TV = Thermoform Vented, T = Thermoform. SKEG: RS = Retractable Skeg. SECURITY BAR: H = Hammerhead. HATCH COVERS: DD = Dual Density. PERFORMANCE: 1 = Not Suitable, 2 = OK, 3 = Good, 4 = Great, 5 = Ideal.

US/GLOBAL HEADQUARTERS

DAGGER

111 Kayaker Way
Easley, SC 29642
Tel. or Fax 888-52 KAYAK
(888-525-2925)
www.dagger.com

CANADA

DAGGER

745 Development Drive Unit 3B
Kingston, Ontario
Canada K7M 4W6
Tel. 877-370-4978
Fax. 613-384-2550
www.dagger.com

INTERNATIONAL

JAPAN

Mont Bell
Tel. +81 (6) 6531-4765
e-mail: support@montbell.com

RUSSIA

Three Elements Company
Tel. +7 (495) 504 5260
e-mail: alex@tristihii.ru

SOUTH AFRICA

Canoe & Kayak World
Tel. +27 11 807-8111
e-mail: rhcankay@global.co.za

AUSTRALIA, NEW ZEALAND, MALAYSIA, SINGAPORE

Velocity Watersports
Tel. +61 (3) 8339 0631
info@dagger.com.au

UNITED KINGDOM AND EUROPE

Dagger Europe
Tel. +44 1275 798100
e-mail: larry.bessant@palmequipmenteurope.com

MEXICO

United Watercraft
Tel. +52 (555) 272 2132
e-mail: boatbox@boatbox.com.mx

58000167 © 2009

Dagger is a registered trademark of Confluence Watersports

