



**perception**



# You Have a Story That's Worth Telling

The race to live life to the fullest can sometimes leave you running on empty. Sometimes the most rejuvenating moment is just shared simplicity. For over 30 years, Perception has been helping people bring that little bit of simplicity back into their lives and share it with the ones they love, one paddle stroke at a time.




Our heritage of performance, dependability, and versatility is born out of our respect for our customers and for the outdoors.

We know that with the right kayak you can write a story worth telling, with moments worth sharing. We want those moments to be available to everyone.

That's why we make the best quality models at a value unmatched by any other in the industry.

Maybe now is the time to start thinking about the next chapter in your story and who you want to share it with. Which moments will stand out? What will you discover? We want to hear all about it. Let Perception make this chapter a great one.



## table of contents

### RECREATIONAL KAYAKS

- 6 ACADIA
- 7 PRODIGY
- 8 IMPULSE
- 8 SEARCH
- 9 TRIBE

### TOURING KAYAKS

- 11 CAROLINA
  - 12 TRIBUTE
- ### EXPEDITION KAYAKS
- 15 ESSENCE
  - 17 OUTFITTING

# How to choose a kayak

When choosing your perfect kayak, there are many factors to take into consideration. We recommend talking to your local Perception dealer to help with this decision. Information provided here will help you understand kayak differences and steer you in the right direction.

**STEP ONE: PADDLING STYLE** | Where do you want to kayak and what will you be doing? Perception kayaks fall into 3 categories. Each category has the right combination of size options, outfitting, gear, storage, and performance features for the intended uses outlined in the chart below.

FACTORS TO CONSIDER	RECREATIONAL	TOURING	EXPEDITION KAYAKING
IDEAL TYPES OF WATER	Ponds, small lakes, bays, slow moving rivers	Lakes, bays, moving rivers, currents, limited ocean use	Lakes, bays, moving rivers, rougher currents, ocean
TRIP DURATION	Day trips	Day or weekend trips (less than 20 miles)	Day or weekend trips, expeditions
SKILL LEVELS	Beginner to intermediate	Intermediate to Advanced	Intermediate to Advanced
GEAR STORAGE	Low to Moderate	Moderate	Moderate to High

**STEP TWO: PERFORMANCE CHARACTERISTICS** | There are a variety of design factors affecting performance and many kayaks share features with more than one category. The chart below will help you compare how you want to paddle with the typical performance attributes of each category relative to the others.

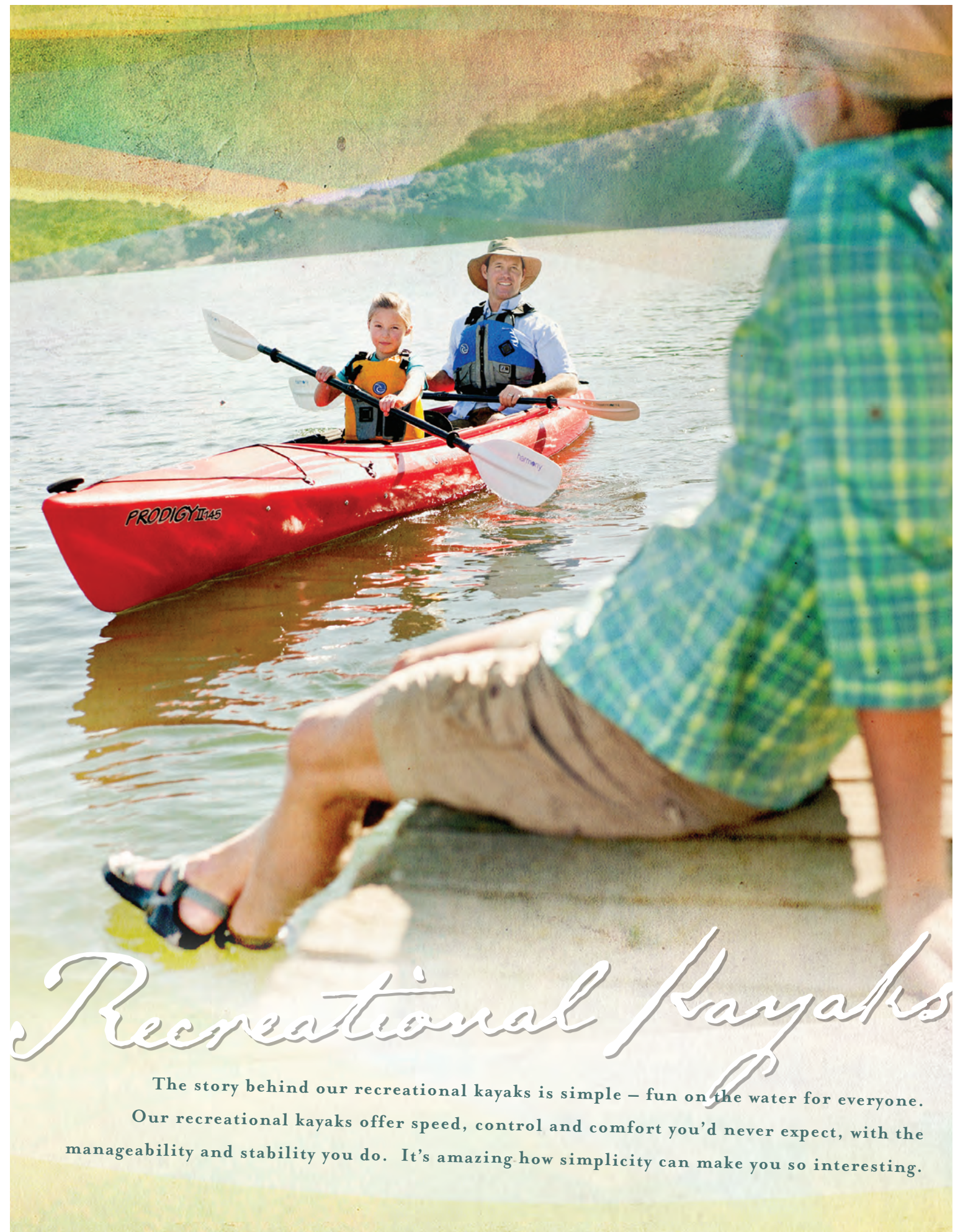
CHARACTERISTIC	RECREATIONAL	TOURING	EXPEDITION KAYAKING	DEFINITIONS
STABILITY	Best	Better	Good	Stability – general capability of boat's resistance to tipping over under normal conditions.
SPEED / GLIDE	Good	Better	Best	Speed – boat's efficiency moving through the water and potential for higher velocity.
TRACKING	Good	Better	Best	Tracking – boat's ability to stay in a straight line.
MANEUVERABILITY	Best	Better	Good	Maneuverability – boat's ability to turn easily.
CONTROL	Good	Better	Best	Control – Ability to use advanced techniques for precision movement on each axis, in varied terrain and conditions.



[GO TO WWW.PERCPTIONKAYAKS.COM](http://WWW.PERCPTIONKAYAKS.COM)

Click "Products." Click "Kayak Selector."

Find your kayak and contact your local Perception dealer!



# Recreational Kayaks

The story behind our recreational kayaks is simple – fun on the water for everyone. Our recreational kayaks offer speed, control and comfort you'd never expect, with the manageability and stability you do. It's amazing how simplicity can make you so interesting.

**SPECS:**  
 Max Capacity: 150 lbs / 68 kg  
 Length: 10' / 305 cm  
 Width: 23" / 58 cm  
 Deck Height: 10.5" / 26 cm  
 Boat Weight: 26 lbs / 12 kg  
 Cockpit Length: 28" / 71 cm  
 Cockpit Width: 18" / 46 cm

**FEATURES:**  
 Molded-In Seat with Adjustable Backband  
 SlideLock Adjustable Foot Braces  
 Soft Touch Handles

## ACADIA SCOUT 10.0 | \$399

Childhood memories that last a lifetime don't happen in front of the TV. That's why the Acadia Scout is designed just for kids in every way. The lowered deck is the perfect height for visibility while the hull isn't too wide to paddle easily around lakes and ponds. Add in the speedy design and simple, tough outfitting and this trip's one for the photo album.

COLORS:



## PRODIGY 10.0 | \$499

This is what made recreational kayaking such a popular outdoor pastime. From lakes to slow-moving rivers, the no-hassle Prodigy 10.0 is ready to get on the water, easy to throw on your car and easy to store. And it's affordable, so there's nothing keeping you from your active lifestyle. Upgraded seating and storage systems make the 2011 Prodigy 10.0 one of the most comfortable and best performing kayaks in its class.

COLORS:



**SPECS:**  
 Max Capacity: 275 lbs / 125 kg  
 Length: 10' / 305 cm  
 Width: 29.5" / 75 cm  
 Deck Height: 15.25" / 39 cm  
 Boat Weight: 41 lbs / 19 kg  
 Cockpit Length: 51" / 130 cm  
 Cockpit Width: 23" / 58 cm

**FEATURES:**  
 Zone DLX Seat  
 Zone Knee/Thighpad  
 SlideLock Adjustable Foot Braces  
 Stern Hatch  
 Bungee Deck Rigging  
 Soft Touch Handles  
 Stern Bulkhead  
 Skid plate

**SPECS:**  
 Max Capacity: 365 lbs / 166 kg  
 Length: 11'3" / 343 cm  
 Width: 28" / 71 cm  
 Deck Height: 13.5" / 34 cm  
 Boat Weight: 47 lbs / 21 kg  
 Cockpit Length: 38" / 97 cm  
 Cockpit Width: 21" / 53 cm

**FEATURES:**  
 Zone Seat  
 SlideLock Adjustable Foot Braces  
 Stern Hatch  
 Bungee Deck Rigging  
 Soft Touch Handles  
 Stern Bulkhead

## ACADIA 11.5 | \$679

Ready to get into paddling, but worried your only options are bulky and uncomfortable recreational boats? Then quit worrying, pack the picnic, and head to the lake in the Acadia 11.5. It offers the stability you'll need, but the shallow V-hull delivers unexpected speed. Instantly after sitting in the comfortable, adjustable Zone® outfitting system, you'll know you made the right choice.

COLORS:



## PRODIGY 12.0 | \$699

Explore what's a little farther from land – load up the water-tight storage compartment for that all-day trip in a Prodigy 12.0. Or maybe just relax and bring your bird watching or fishing gear. Efficient performance and exceptional comfort in the upgraded seating and storage systems help you make the most of any day.

COLORS:



**SPECS:**  
 Max Capacity: 350 lbs / 159 kg  
 Length: 12'2" / 369 cm  
 Width: 27.25" / 69 cm  
 Deck Height: 15.25" / 39 cm  
 Boat Weight: 51 lbs / 23 kg  
 Cockpit Length: 51" / 130 cm  
 Cockpit Width: 23" / 58 cm

**FEATURES:**  
 Zone DLX Seat  
 Zone Knee/Thighpad  
 SlideLock Adjustable Foot Braces  
 Stern Hatch  
 Bungee Deck Rigging  
 Comfort Carry Handles  
 Stern Bulkhead  
 Skid plate

**SPECS:**  
 Max Capacity: 650 lbs / 295 kg  
 Length: 14'3" / 434 cm  
 Width: 33.25" / 84 cm  
 Deck Height: 13.75" / 35 cm  
 Boat Weight: 80 lbs / 36 kg  
 Cockpit Length: 86.75" / 220 cm  
 Cockpit Width: 24.5" / 62 cm

**FEATURES:**  
 Adjustable Tandem Seating  
 Keepers Adjustable Foot Braces  
 Stern Hatch  
 Bungee Deck Rigging  
 Soft Touch Handles  
 Stern Bulkhead

## ACADIA II 14.0 | \$829

It's true; getting out on the water in a tandem with a friend, the family, or even the dog is as fun as you think. Don't do it in just any kayak, pick the most fun recreational tandem on the market. Three comfortable, sliding seats for all sized paddlers and a high seat back combine with signature Acadia series performance to share the adventure.

COLORS:



## PRODIGY II 14.5 NEW 2011 | \$999

More than a kayak with extra seats, The Prodigy II 14.5 is a completely unique experience with families and partners in mind. Outfitting features a pair of ergonomic and comfortable seats with thigh padding and multiple adjustment options for both paddlers, including an "on the fly" movable bow seat that adjusts to pets, kids, or to go solo. With performance inspired by the much-loved, swift and speedy Prodigy, it's the tandem everyone's been asking for.

PRODIGY II 14.5 WITH RUDDER\* | \$1219

COLORS:



**SPECS:**  
 Max Capacity: 550 lbs / 249 kg  
 Length: 14'6" / 442 cm  
 Width: 31.25" / 79 cm  
 Deck Height: 15.75" / 40 cm  
 Boat Weight: 73 lbs / 33 kg  
 w/ Rudder: 77 lbs / 35 kg  
 Cockpit Length: 90" / 229 cm  
 Cockpit Width: 22.75" / 58 cm

**FEATURES:**  
 Zone DLX Seat  
 Zone Knee/Thighpad  
 Tandem Footbraces (stern)  
 SlideLock Adjustable Foot Braces (bow & solo position)  
 Stern Hatch  
 Bungee Deck Rigging  
 Soft Touch Handles  
 Stern Bulkhead  
 Skid plate  
 Kid seat

\*Tandem Footbrace (stern)  
 Keepers Rudder Foot Brace  
 BTS Rudder

## IMPULSE 10.0 NEW 2011 | \$399

When it comes to versatility and simplicity, the Impulse is the best value around. From fishing to bird watching, or relaxing day cruising, this comfortable and light-weight kayak is the perfect fit for the on-the-go lifestyle. It's stable and zippy on all kinds of flatwater, packed with durable features like a self-draining tankwell, gear tray, and cupholder that you'd expect to find on pricier kayaks. The hardest part is picking your favorite color. The Impulse is ready to go, just get in!

COLORS:



**SPECS:**  
 Max Capacity: 275 lbs / 125 kg  
 Length: 10' / 305 cm  
 Width: 29.5" / 75 cm  
 Deck Height: 16.5" / 42 cm  
 Boat Weight: 44 lbs / 20 kg  
 Cockpit Length: 54.25" / 138 cm  
 Cockpit Width: 23.25" / 59 cm

**FEATURES:**  
 Comfort Seating System (CSS)  
 Keepers Adjustable Foot Braces  
 Bungee Deck Rigging  
 Mold-In Bow & Stern Handles  
 Mold-In Dashboard w/Bungee  
 Tankwell w/Scuppers  
 Self-Bailing Scuppers

## TRIBE 9.5 | \$499

An affordable, easy to manage, and great looking sit-on-top, the most surprising thing about the family-oriented Tribe 9.5 is how great it paddles. Offering fun performance in surf and rough ocean conditions, it's also speedy and maneuverable on flat water and lazy rivers. With built-in side handles, bow and stern carry handles and a shorter design, carrying and car topping is a breeze.

COLORS:



**SPECS:**  
 Max Capacity: 300 lbs / 136 kg  
 Length: 9'5" / 287 cm  
 Width: 31.25" / 79 cm  
 Deck Height: 16.25" / 41 cm  
 Boat Weight: 46 lbs / 21 kg  
 Seating Well Length: 53" / 135 cm  
 Seating Well Width: 20.5" / 52 cm

**FEATURES:**  
 Molded-In Seat  
 SOT seat  
 Molded-In Footwells  
 Tankwells with Bungee  
 Mold-In Side Handles  
 Soft Touch Handles  
 Skid plate  
 Stackable  
 Self-Bailing Scuppers  
 Scupper plugs

## SEARCH 13.0 | \$829

Find out what versatility means in the sit-on-top kayak designed for adventurous paddlers. Packed with features and gear storage options, you can take it all with you. Check out a swimming hole and climb back on, ride the surf, bring the fishing gear, the dog, or just stretch your legs and relax in comfort. Engineered with speed and tracking, but with stability for beginners.

COLORS:



**SPECS:**  
 Max Capacity: 300 lbs / 136 kg  
 Length: 13' / 396 cm  
 Width: 30" / 76 cm  
 Deck Height: 15.75" / 40 cm  
 Boat Weight: 60 lbs / 27 kg  
 Seating Well Length: 54" / 137 cm  
 Seating Well Width: 19" / 48 cm

**FEATURES:**  
 Comfort Seating System (CSS)  
 Keepers Adjustable Foot Braces  
 Bow and Center Hatches  
 Tankwell with Bungee  
 Side Carry Handles w/ Paddle Holder  
 Soft Touch Handles  
 Gear Storage Pockets  
 Flush Mount Rod Holders

## TRIBE 11.5 | \$599

A great all-around sit on top for paddlers small or large, the added length of the Tribe 11.5 gives a boost of speed and extra storage. This means you'll go even further and hit the surf even better. Beginners or veterans will find the Tribe a joy to paddle in both choppy water and flat water conditions such as lakes or lazy rivers.

COLORS:



**SPECS:**  
 Max Capacity: 350 lbs / 159 kg  
 Length: 11'5" / 348 cm  
 Width: 30.25" / 77 cm  
 Deck Height: 16" / 41 cm  
 Boat Weight: 52 lbs / 24 kg  
 Seating Well Length: 53" / 135 cm  
 Seating Well Width: 19" / 48 cm

**FEATURES:**  
 Molded-In Seat  
 SOT seat  
 Molded-In Footwells  
 Tankwells with Bungee  
 Mold-In Side Handles  
 Soft Touch Handles  
 Skid plate  
 Stackable  
 Self-Bailing Scuppers  
 Scupper plugs

## SEARCH 15.0 | \$899

Take the barbeque out of the backyard. Get the performance of the Search 13.0 with a host of additional storage features and comfortable seating in the roomy Search 15. Fire-up the grill on shore while you reel in that big catch, and experience all the adventure that versatile sit-on-top kayaks can offer – and more.

COLORS:



**SPECS:**  
 Max Capacity: 300 lbs / 136 kg  
 Length: 15'1" / 460 cm  
 Width: 28.5" / 72 cm  
 Deck Height: 15.25" / 39 cm  
 Boat Weight: 72 lbs / 33 kg  
 Seating Well Length: 54" / 137 cm  
 Seating Well Width: 19" / 48 cm

**FEATURES:**  
 Comfort Seating System (CSS)  
 Keepers Adjustable Foot Braces  
 Bow and Center Hatches  
 Tankwell with Bungee  
 Side Carry Handles w/ Paddle Holder  
 Soft Touch Handles  
 Gear Storage Pockets  
 Flush Mount Rod Holders

## TRIBE 13.5 | \$699

Three's company in the Tribe 13.5 tandem. The versatile sit-on-top design features a 3-seat configuration for up to two adults and a small child or pet. Other features include self-bailing scupper tubes as well as bow and stern storage areas with bungees to safely secure gear such as backpacks, picnic baskets and coolers. Paddling solo is also no problem from the center seat.

COLORS:



**SPECS:**  
 Max Capacity: 500 lbs / 226 kg  
 Length: 13'5" / 408 cm  
 Width: 33.75" / 86 cm  
 Deck Height: 17" / 43 cm  
 Boat Weight: 67 lbs / 30 kg  
 Seating Well Length: (B) 52" / 132 cm  
 (S) 46.5" / 118 cm  
 Seating Well Width: (B) 22" / 56 cm  
 (S) 20" / 51 cm

**FEATURES:**  
 Molded-In Seats  
 SOT Seats (2)  
 Small Molded-In Center Seat  
 Molded-In Footwells  
 Tankwells with Bungee  
 Mold-in Side Handles  
 Soft Touch Handles  
 Skid plate  
 Stackable  
 Self-Bailing Scuppers  
 Scupper plugs



# Touring Kayaks

Discover abounding possibilities and expanding environments in a Perception touring kayak. Predictable yet advanced performance takes beginners or experts a step beyond recreational kayaks. Surrendering to possibility never felt so liberating.

## CAROLINA 12.0 | \$869

The most versatile touring kayak ever created is in a category of its own. This day or weekend tripper is a performance machine, with great acceleration and speed. The soft chined and V-shaped hull offers stable, smooth paddling. The 12.0 is the perfect size to easily load and offers dry storage for gear to make the most of its capabilities.

COLORS:



**SPECS:**  
 Max Capacity: 275 lbs / 125 kg  
 Length: 12' / 366 cm  
 Width: 26" / 66 cm  
 Deck Height: 14.5" / 37 cm  
 Boat Weight: 49 lbs / 22 kg  
 Cockpit Length: 39.5" / 100 cm  
 Cockpit Width: 21.5" / 55 cm

**FEATURES:**  
 Zone DLX Seat  
 Zone Knee/Thighpad  
 SlideLock Adjustable Foot Braces  
 Bow and Stern Hatches  
 Bungee Deck Rigging  
 Soft Touch Handles  
 Bow and Stern Bulkheads

## CAROLINA 14.0 WITH RUDDER | \$1169

A little more can take you a long way in this 14 foot Carolina. More speed and even better tracking compliments the added storage space for longer distances or extended weekend camping. The added rudder keeps windy conditions from standing in the way of your destination by giving added control.

COLORS:



**SPECS:**  
 Max Capacity: 300 lbs / 136 kg  
 Length: 14' / 427 cm  
 Width: 24.5" / 62 cm  
 Deck Height: 14.5" / 37 cm  
 Boat Weight: 57 lbs / 26 kg  
 no Rudder: 53 lbs / 24 kg  
 Cockpit Length: 39.5" / 100 cm  
 Cockpit Width: 21.5" / 55 cm

**FEATURES:**  
 Zone DLX Seat  
 Zone Knee/Thighpad  
 SlideLock Adjustable Foot Braces  
 Bow and Stern Hatches  
 Bungee Deck Rigging  
 Soft Touch Handles  
 Bow and Stern Bulkheads

\*Tandem Footbrace (stern)  
 Keepers Rudder Foot Brace  
 BTS Rudder

## CAROLINA II 17.5 WITH RUDDER | \$1699

Take tandem paddling from fun to exciting. Any skill level can rely on this ultra-stable kayak due to the innovative wide beam design. Ready for lakes and ponds, the touring design is also sea worthy, equipped with rudder for rougher conditions. With ample storage, pack for two and head out for a long weekend.

COLORS:



**SPECS:**  
 Max Capacity: 450 lbs / 204 kg  
 Length: 17'6" / 533 cm  
 Width: 28.5" / 72 cm  
 Deck Height: 12.5" / 32 cm  
 13.5" / 34 cm  
 Boat Weight: 92 lbs / 42 kg  
 Cockpit Length: 34" / 86 cm  
 Cockpit Width: 19" / 48 cm

**FEATURES:**  
 Padded Seats with Adjustable Backrests  
 Keepers Rudder Foot Braces  
 Stern and Center Hatches  
 Bungee Deck Rigging  
 Soft Touch Handles  
 Stern and Center Bulkheads  
 BTS Rudder

SPECS:  
 Max Capacity: 225 lbs / 102 kg  
 Length: 10' / 305 cm  
 Width: 26" / 66 cm  
 Deck Height: 13" / 33 cm  
 Boat Weight: 36 lbs / 16 kg  
 Cockpit Length: 39.5" / 100 cm  
 Cockpit Width: 22" / 56 cm

FEATURES:  
 Zone DLX Seat  
 Zone Knee/Thighpad  
 SlideLock Adjustable Foot Braces  
 Stern Hatch  
 Bungee Deck Rigging  
 Soft Touch Handles  
 Stern Bulkhead

## TRIBUTE 10.0 | \$649

Roll up the yoga mat and take the workout to the outdoors! The Tribute is specially engineered for smaller framed paddlers, but unlike others in its class, maintains performance and roomy comfort. With good tracking, maneuverability, and surprising speed, there's no better recreational kayak for that cardio exercise or a full day of paddling.

COLORS: ● ● ● ● ●



## TRIBUTE 12.0 AIRALITE | \$1299

The rugged outdoors get a makeover with the sleek design of the Tribute 12.0 Airlite. And this time looks aren't deceiving, this one's a true performer with stiff, ultralight construction that gives great control and speed for smaller paddlers.

COLORS: ● ● ●



SPECS:  
 Max Capacity: 240 lbs / 109 kg  
 Length: 12' / 366 cm  
 Width: 24.5" / 62 cm  
 Deck Height: 13.5" / 34 cm  
 Boat Weight: 34 lbs / 15 kg  
 Cockpit Length: 35" / 89 cm  
 Cockpit Width: 19.5" / 49 cm

FEATURES:  
 Zone DLX Seat  
 Zone Knee/Thighpad  
 SlideLock Adjustable Foot Braces  
 Kajaksport Stern Hatch  
 Bungee Deck Rigging  
 Soft Touch Handles  
 Stern Bulkhead

SPECS:  
 Max Capacity: 240 lbs / 109 kg  
 Length: 12' / 366 cm  
 Width: 24.5" / 62 cm  
 Deck Height: 13.5" / 34 cm  
 Boat Weight: 41 lbs / 19 kg  
 Cockpit Length: 35" / 89 cm  
 Cockpit Width: 19.5" / 49 cm

FEATURES:  
 Zone DLX Seat  
 Zone Knee/Thighpad  
 SlideLock Adjustable Foot Braces  
 Stern Hatch  
 Bungee Deck Rigging  
 Soft Touch Handles  
 Stern Bulkhead

## TRIBUTE 12.0 | \$799

Not long ago a manageable kayak that was ergonomically engineered for women or smaller paddlers that also offered sporty performance, was unheard of. The Tribute 12.0 changed all that and continues to gain popularity as people experience the effortless paddling and speed they never expected. Now experience it yourself.

COLORS: ● ● ● ● ●



## TRIBUTE 14.0 | \$999

The Tribute 14.0 is set to become the most desired kayak for women or smaller paddlers of all experience levels. Added length gives a nice boost in speed, and the roomier cockpit and upgraded Zone outfitting is fun for short trips, and even more efficient and comfortable for longer excursions.

TRIBUTE 14.0 WITH RUDDER\* | \$1219


COLORS: ● ● ● ● ●



SPECS:  
 Max Capacity: 250 lbs / 113 kg  
 Length: 14' / 427 cm  
 Width: 23.75" / 60 cm  
 Deck Height: 13.75" / 34 cm  
 Boat Weight: 48 lbs / 22 kg  
 w/ Rudder: 52 lbs / 24 kg  
 Cockpit Length: 35" / 89 cm  
 Cockpit Width: 19.25" / 49 cm

FEATURES:  
 Zone DLX Seat  
 Adjustable, Padded Thigh Braces  
 SlideLock Adjustable Foot Braces  
 Bow and Stern Hatches  
 Bungee Deck Rigging  
 Soft Touch Handles  
 Bow and Stern Bulkheads

\*Keepers Rudder Foot Braces  
 BTS Rudder



# Expedition Kayaks

There's no room for boundaries when you're pushing the limits of kayaking. Whether it's a multi-day expedition, or the technical handling needed for rough conditions, our kayaks offer an athletic grip on all types of water, so nothing's holding you back.

## ESSENCE 16.5 | \$1449

The thrill and performance of expedition kayaking isn't just for experts. The predictable handling of the Essence 16.5 gives women or smaller paddlers all the tracking and maneuverability needed for that great expedition in a stable, comfortable package. Drop the skeg and open up a whole new level of excitement that pushes your abilities.

COLORS:




**SPECS:**  
 Max Capacity: 325 lbs / 147 kg  
 Length: 16'6" / 503 cm  
 Width: 22.25" / 57 cm  
 Deck Height: 15.5" / 39 cm  
 Boat Weight: 59 lbs / 27 kg  
 Cockpit Length: 35" / 89 cm  
 Cockpit Width: 19.5" / 49 cm

**FEATURES:**  
 Zone EXP Seat  
 Adjustable, Padded Thigh Braces  
 SlideLock Adjustable Foot Braces  
 Bow, Stern Hatches & Center Day Hatch  
 Bungee Deck Rigging  
 Soft Touch Handles  
 Bow, Center, & Stern Bulkheads  
 TTS Skeg  
 Rudder Ready

## ESSENCE 16.5 AIRALITE | \$2299

Innovative Airlite construction unleashes the full performance capabilities of the Essence 16.5 with less weight and even tighter control. For those longer journeys, this design is focused on efficiency, tracking and stability to provide a paddler with a boat that is not only very predictable, but also offers splendid edge control in a light-weight package.

COLORS:



**SPECS:**  
 Max Capacity: 325 lbs / 147 kg  
 Length: 16'6" / 503 cm  
 Width: 22.5" / 57 cm  
 Deck Height: 15.5" / 39 cm  
 Boat Weight: 48 lbs / 22 kg  
 Cockpit Length: 35" / 89 cm  
 Cockpit Width: 19.5" / 49 cm

**FEATURES:**  
 Zone EXP Seat  
 Adjustable, Padded Thigh Braces  
 SlideLock Adjustable Foot Braces  
 Kajaksport Bow, Center, & Stern Hatches  
 Bungee Deck Rigging  
 Soft Touch Handles  
 Bow, Center, and Stern Bulkheads  
 TTS Skeg  
 Rudder Ready

## ESSENCE 17.0 | \$1449

If your expedition requires a map, then you're going to need the added speed, comfort, and storage found in the Essence 17.0. It's everything you need for that week-long, once in a lifetime trek, or a more exciting day on the water that can only be had with a design that's truly an extension of your body.

COLORS:

**ESSENCE 17.0 AIRALITE\* | \$2299**  
 Go ahead, be demanding. If you want a kayak that has it all, the Essence 17.0 Airlite adds length while reducing weight for the maximum performance available. Offering comfortable outfitting, plenty of dry storage, speed, and maneuverability, it's the perfect start to the perfect day...or week.

AIRALITE COLORS:



**SPECS:**  
 Max Capacity: 350 lbs / 159 kg  
 Length: 17' / 518 cm  
 Width: 23" / 58 cm  
 Deck Height: 16.5" / 42 cm  
 Boat Weight: 65 lbs / 30 kg  
 \*Airlite : 50 lbs / 23 kg  
 Cockpit Length: 35" / 89 cm  
 Cockpit Width: 19.5" / 49 cm

**FEATURES:**  
 Zone EXP Seat  
 Adjustable, Padded Thigh Braces  
 SlideLock Adjustable Foot Braces  
 Bow, Stern Hatches & Center Day Hatch  
 Bungee Deck Rigging  
 Soft Touch Handles  
 Bow, Center, and Stern Bulkheads  
 TTS Skeg  
 Rudder Ready

\*Kajaksport Bow, Center, and Stern Hatches





# What will you do this weekend?

Whether you are seeking added excitement for your exercise routine, a quality afternoon with the family, or the solitary adventure of a lifetime, Perception has the kayak to suit your lifestyle and your weekend agenda. So what are you waiting for? Start expanding your horizons in a simpler way, and write yourself a tale worth telling.

# Outfitting

*seating systems*



### COMFORT SEATING SYSTEM (CSS)

Lightweight EVA foam seat pads and contoured, padded seat backs provide exceptional grip and comfort for pushing performance limits.



### ZONE® EXP SEATING SYSTEM

Trek to parts unknown without the punishment in our expedition grade outfitting. Patented, adjustable leg support, thigh braces, flexible wings, and backband are ergonomically designed for all day comfort.



### ZONE® DLX SEATING SYSTEM

Patented, multiple adjustment options for ultimate ergonomic support and fit for the touring paddler. Easily tuned components include flexible wings, leg support, and backrest.

*skeg*



### TRUTRAK SKEG SYSTEM

Durable construction and hydrofoil shape offer more efficient water mending for an overall improved paddling performance when deployed. The system enclosure has also been reengineered for even more durability.

*foot braces*



### SLIDELOCK™ FOOT BRACES

Patented system delivers precision adjustment of footpegs for comfort and control is simple and convenient. Side located wands make it possible to reposition by hand on the fly without leaving the seat.



### KEEPERS™ FOOT BRACES

Durable footpegs reposition smoothly to one of many length settings by reaching forward with your hands to engage with track. Featured on most sit-on-top and rudder models.

*hatches*



### KAJAK SPORT HATCH COVERS

The industry standard in rugged hatches, the Kajak Sport offers a reliable, water tight seal from the combination of a double sealing design and next-gen material construction.



### DUAL DENSITY HATCH COVERS

Durable push-on hatch covers make gear access easier than ever, while offering a true-fitting seal for exceptionally watertight storage.

*handles*



### SOFT TOUCH HANDLES

Ergonomic handle conforms to the shape of your hand. The soft rubber underside delivers a secure and comfortable grip for easy loading, unloading, and carrying of your kayak.



### COMFORT CARRY HANDLES

Comfortable handles conform to your hand, while the durable design ensures secure carrying of your kayak from one adventure to the next for years to come.

*rudders*



### BTS RUDDER

Take control and gain paddling efficiency in choppy conditions or in fast current. Ruddered kayak models come with the BTS Rudder kit pre-installed.



### RUDDER READY MODELS

Many models ship "rudder ready" with internal tubing that houses rudder cables pre-installed for simple, rapid addition of after-market rudder kits.

*accessories*



### HARMONY

Get the most of the kayaking experience with accessories and outfitting. Harmony offers a full selection of gear, from sprayskirts, to personal flotation, to dry storage and much more. <http://harmonygear.com>



### ADVENTURE TECHNOLOGY (AT) PADDLES

For your quality, performance kayak you need a paddle that will match. AT Paddles ergonomic recreational and touring series are the gear of choice for Perception. <http://atpaddles.com>

# Campanian

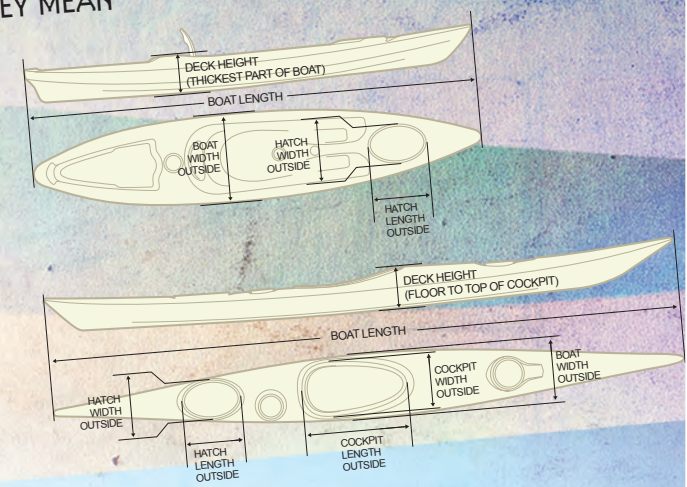
MODEL	MAX CAPACITY	BOAT LENGTH	BOAT WIDTH	BOAT WEIGHT	DECK HEIGHT	COCKPIT / SEAT WELL LENGTH	COCKPIT / SEAT WELL WIDTH	STERN HATCH / TANK WELL LENGTH	STERN HATCH / TANK WELL WIDTH	BOW HATCH / TANK WELL LENGTH	BOW HATCH / TANK WELL WIDTH
<b>ACADIA</b>											
ACADIA SCOUT 10.0	150 lbs / 68 kg	10' / 305 cm	23" / 58 cm	26 lbs / 12 kg	10.5" / 26 cm	28" / 71 cm	18" / 46 cm	N/A	N/A	N/A	N/A
ACADIA 11.5	365 lbs / 166 kg	11'3" / 343 cm	28" / 71 cm	47 lbs / 21 kg	13.5" / 34 cm	38" / 97 cm	21" / 53 cm	17" / 43 cm	12" / 30 cm	N/A	N/A
ACADIA II 14.0	650 lbs / 295 kg	14'3" / 434 cm	33.25" / 84 cm	80 lbs / 36 kg	13.75" / 35 cm	86.75" / 220 cm	24.5" / 62 cm	10.5" / 27 cm	10.5" / 27 cm	N/A	N/A
<b>PRODIGY</b>											
PRODIGY 10.0	275 lbs / 125 kg	10' / 305 cm	29.5" / 75 cm	41 lbs / 19 kg	15.25" / 39 cm	51" / 130 cm	23" / 58 cm	N/A	N/A	N/A	N/A
PRODIGY 12.0	350 lbs / 159 kg	12'2" / 369 cm	27.25" / 69 cm	51 lbs / 23 kg	15.25" / 39 cm	51" / 130 cm	23" / 58 cm	17" / 43 cm	12.25" / 31 cm	N/A	N/A
PRODIGY 14.5	550 lbs / 249 kg	14'6" / 442 cm	31.25" / 79 cm	73 lbs / 33 kg	15.75" / 40 cm	90" / 229 cm	22.75" / 58 cm	10.5" / 27 cm	10.5" / 27 cm	N/A	N/A
PRODIGY II 14.5 W/ RUDDER	550 lbs / 249 kg	14'6" / 442 cm	31.25" / 79 cm	77 lbs / 35 kg	15.75" / 40 cm	90" / 229 cm	22.75" / 58 cm	10.5" / 27 cm	10.5" / 27 cm	N/A	N/A
<b>IMPULSE</b>											
IMPULSE 10.0	275 lbs / 125 kg	10' / 305 cm	29.5" / 75 cm	44 lbs / 20 kg	16.5" / 42 cm	54.25" / 138 cm	23.25" / 59 cm	N/A	N/A	N/A	N/A
<b>SEARCH</b>											
SEARCH 13.0	300 lbs / 136 kg	13' / 396 cm	30" / 76 cm	60 lbs / 27 kg	15.75" / 40 cm	54" / 137 cm	19" / 48 cm	46" / 117 cm	20" / 51 cm	17" / 43 cm	12" / 30 cm
SEARCH 15.0	300 lbs / 136 kg	15'1" / 460 cm	28.5" / 72 cm	72 lbs / 33 kg	15.25" / 39 cm	54" / 137 cm	19" / 48 cm	46" / 117 cm	20" / 51 cm	17" / 43 cm	12" / 30 cm
<b>TRIBE</b>											
TRIBE 9.5	300 lbs / 136 kg	9'5" / 287 cm	31.25" / 79 cm	46 lbs / 21 kg	16.25" / 41 cm	53" / 135 cm	20.5" / 52 cm	29" / 74 cm	16" / 41 cm	18.5" / 47 cm	12.5" / 32 cm
TRIBE 11.5	350 lbs / 159 kg	11'5" / 348 cm	30.25" / 77 cm	52 lbs / 24 kg	16" / 41 cm	53" / 135 cm	19" / 48 cm	40" / 102 cm	16" / 41 cm	31" / 79 cm	14.5" / 37 cm
TRIBE 13.5	500 lbs / 226 kg	13'5" / 408 cm	33.75" / 86 cm	67 lbs / 30 kg	17" / 43 cm	(B) 52" / 132 cm (S) 46.5" / 118 cm	(B) 22" / 56 cm (S) 20" / 51 cm	21.5" / 55 cm	14.5" / 37 cm	20.5" / 52 cm	12" / 30 cm
<b>CAROLINA</b>											
CAROLINA 12.0	275 lbs / 125 kg	12' / 366 cm	26" / 66 cm	49 lbs / 22 kg	14.5" / 37 cm	39.5" / 100 cm	21.5" / 55 cm	17" / 43 cm	12" / 30 cm	10.5" / 27 cm	10.5" / 27 cm
CAROLINA 14.0	300 lbs / 136 kg	14' / 427 cm	24.5" / 62 cm	53 lbs / 24 kg	14.5" / 37 cm	39.5" / 100 cm	21.5" / 55 cm	17" / 43 cm	12" / 30 cm	10.5" / 27 cm	10.5" / 27 cm
CAROLINA 14.0 W/ RUDDER	300 lbs / 136 kg	14' / 427 cm	24.5" / 62 cm	57 lbs / 26 kg	14.5" / 37 cm	39.5" / 100 cm	21.5" / 55 cm	17" / 43 cm	12" / 30 cm	10.5" / 27 cm	10.5" / 27 cm
CAROLINA II 17.5 W/ RUDDER	450 lbs / 204 kg	17'6" / 533 cm	28.5" / 72 cm	92 lbs / 42 kg	12.5" / 32 cm 13.5" / 34 cm	34" / 86 cm	19" / 48 cm	10.5" / 27 cm	10.5" / 27 cm	12" / 30 cm	17" / 43 cm
<b>TRIBUTE</b>											
TRIBUTE 10.0	225 lbs / 102 kg	10' / 305 cm	26" / 66 cm	36 lbs / 16 kg	13" / 33 cm	39.5" / 100 cm	22" / 56 cm	10.5" / 27 cm	10.5" / 27 cm	N/A	N/A
TRIBUTE 12.0	240 lbs / 109 kg	12' / 366 cm	24.5" / 62 cm	41 lbs / 19 kg	13.5" / 34 cm	35" / 89 cm	19.5" / 49 cm	10.5" / 27 cm	10.5" / 27 cm	N/A	N/A
TRIBUTE 12.0 AIRALITE	240 lbs / 109 kg	12' / 366 cm	24.5" / 62 cm	34 lbs / 15 kg	13.5" / 34 cm	35" / 89 cm	19.5" / 49 cm	10" / 25 cm	12" / 30 cm	10.5" / 27 cm	10.5" / 27 cm
TRIBUTE 14.0	250 lbs / 113 kg	14' / 427 cm	23.75" / 60 cm	48 lbs / 22 kg	13.75" / 34 cm	35" / 89 cm	19.25" / 49 cm	17" / 43 cm	12" / 30 cm	10.5" / 27 cm	10.5" / 27 cm
TRIBUTE 14.0 W/ RUDDER	250 lbs / 113 kg	14' / 427 cm	23.75" / 60 cm	52 lbs / 24 kg	13.75" / 34 cm	35" / 89 cm	19.25" / 49 cm	17" / 43 cm	12" / 30 cm	10.5" / 27 cm	10.5" / 27 cm
<b>ESSENCE</b>											
ESSENCE 16.5	325 lbs / 147 kg	16'6" / 503 cm	22.25" / 57 cm	59 lbs / 27 kg	15.5" / 39 cm	35" / 89 cm	19.5" / 49 cm	17" / 43 cm	12" / 30 cm	10.5" / 27 cm	10.5" / 27 cm
ESSENCE 16.5 AIRALITE	325 lbs / 147 kg	16'6" / 503 cm	22.5" / 57 cm	48 lbs / 22 kg	15.5" / 39 cm	35" / 89 cm	19.5" / 49 cm	18.25" / 46 cm	13.75" / 35 cm	10" / 25 cm	10" / 25 cm
ESSENCE 17.0	350 lbs / 159 kg	17' / 518 cm	23" / 58 cm	65 lbs / 30 kg	16.5" / 42 cm	35" / 89 cm	19.5" / 49 cm	17" / 43 cm	12" / 30 cm	10.5" / 27 cm	10.5" / 27 cm
ESSENCE 17.0 AIRALITE	350 lbs / 159 kg	17' / 518 cm	23" / 58 cm	50 lbs / 23 kg	16.5" / 42 cm	35" / 89 cm	19.5" / 49 cm	18.25" / 46 cm	13.75" / 35 cm	10" / 25 cm	10" / 25 cm

## BOAT SPECS- HOW WE GET THEM, WHAT THEY MEAN

**WEIGHT**  
Based on a fully assembled boat including all outfitting. (NOTE: Other companies may not include outfitting in their weight specifications.)

**CAPACITY**  
Field tests determine each model's capacity, with maximum being the greatest load the model can carry and still perform under typical conditions.

**DIMENSIONS**  
Measured at points indicated by the accompanying diagrams.



### ROTOMOLDED COLORS



### AIRALITE COLORS



All Perception kayaks are designed and manufactured in the U.S.A. and are covered by 3-Year Limited Warranty. Some limitations apply. Visit [www.perceptionkayaks.com](http://www.perceptionkayaks.com) for full details.

Prices shown are based on US Manufacturer's Suggested Retail Price and are subject to change. Colors may vary slightly from those shown in catalog. Color combinations (Red/Yellow, Plum/White, Camo, Azure/White, Lime/White, Tangerine/White) will vary from those shown in catalog and are unique for each boat we produce. Variations in color are not covered by warranty. Polyethylene expands and contracts with changes in temperature and humidity. Actual dimensions can vary from those shown in the Specifications Chart due to molding process and/or exposure to extreme hot or cold temperatures. Slight variations are not covered by warranty. Specifications and features are subject to change.

## GLOBAL HEADQUARTERS

### PERCEPTION

111 Kayaker Way  
Easley, SC 29642

Tel or Fax: 888-52 KAYAK  
(888-525-2925)  
www.perceptionkayaks.com

## INTERNATIONAL

PANAMA, ECUADOR, COLOMBIA  
Acadia Outdoors

Tel: +58 (212) 762 2284  
e-mail: servicioalcliente@adrenalina.com

### VENEZUELA

Adrenalina Deportes

Tel: +58 (212) 762 2284  
e-mail: servicioalcliente@adrenalina.com

### SOUTH AFRICA

Canoe & Kayak World

Tel: +27 11 807-8111  
e-mail: info@canoekayak.co.za

### UNITED KINGDOM, EUROPE

Perception Kayaks

Tel: +44 1825 765 891  
e-mail: info@perception.co.uk

### JAPAN

Mont Bell

Tel. +81 (0) 6 6536 5740  
e-mail: support@montbell.com

### AUSTRALIA

Paddle Pro

Tel. +61 (0) 3 9546 7486  
e-mail: sales@paddlepro.com.au

### MEXICO

United Watercraft

Tel: +52 (555) 272 2132  
e-mail: boatbox@boatbox.com.mx

### CHILE, COSTA RICA

Rivers, Lakes, Oceans

Tel: +506 833 6205  
e-mail: riverslakesoceans@gmail.com

### HONG KONG

Sai Sha Water Sports

Tel. + (852)2792-8307  
e-mail: : info@sai-sha.com

### ARGENTINA, URUGUAY

Broni S.A.

Tel. +54 11 4283 6000  
e-mail: trade@broni.com.ar



58000189 ©2011

Perception is a registered trademark of Confluence Watersports.