



**perception<sup>®</sup>**

2017 PRODUCT GUIDE

# Recreational

The story behind our recreational kayaks is simple – fun on the water for everyone. Our recreational kayaks offer the kind of speed, control and comfort you might not expect, with the manageability and stability you do. It's amazing how simplicity can be so interesting.

## SPECS:

Length: 9' / 108 cm

Width: 31" / 79 cm

Boat Weight: 42 lbs / 19 kg

Max Capacity: 250 lbs / 113 kg

Deck Height: 19.5" / 49.5 cm

## FEATURES:

Padded High Back w/ Padded

Molded-In Seat

Molded-In Foot Wells

Bow & Stern Tankwell w/ Bungee

Mold-In Side Handles

Molded Thru Bow & Stern Handles

Skid Plate

Molded-In Cupholder

Molded-In Rod Holders



## ACCESS 9.5

The new Access 9.5 is the perfect kayak for beginner and intermediate paddlers looking for a sit-on-top that's lightweight, has great features, is fun to paddle, and that they can grow into.



## SPECS:

Length: 11'6" / 347 cm

Width: 31" / 79 cm

Boat Weight: 55 lbs / 25 kg

Max Capacity: 300 lbs / 136 kg

Deck Height: 18.75" / 48 cm

## FEATURES:

Padded High Back w/ Padded

Molded-In Seat

Molded-In Foot Wells

Center Hatch

Bow & Stern Tankwell w/ Bungee

Mold-In Side Handles

Mold Thru Bow & Stern Handles

Skid Plate

Molded-In Cupholder

Molded-In Rod Holders



## ACCESS 11.5

A sporty, fast paddling sit-on-top kayak that offers plenty of top quality features at a great value. Includes molded-in high seat back and legflitter ergonomically designed with comfort in mind, fishing rod holders and center console for extra storage and fishing accessories. The perfect choice for lakes, bays and slow rivers.



## CONDUIT 9.5

With performance perfect for fun-loving first timers, the smallest kayak in the Conduit family is also the most nimble. With its unique design, it still cuts through water and tracks very well, giving it exceptional acceleration and speed for its size. With plenty of knee room, it's a comfortable ride that is ideal for lakes and ponds.



### SPECS:

Length: 9'6" / 290 cm  
Width: 29" / 74 cm  
Boat Weight: 39 lbs / 18 kg  
Max Capacity: 250 lbs / 113 kg  
Cockpit Length: 42.25" / 107 cm  
Cockpit Width: 22" / 56 cm

### FEATURES:

Zone Seat  
Zone Knee / Thigh Pads  
Keepers Foot Brace System  
Bungee Deck Rigging  
Kayak Karrier Handles



## CONDUIT 13.0

Freedom means plenty of room for comfort and performance to go where you want. The Conduit 13.0 is a paddler-friendly and unrestricted kayak with enough stability for beginners to feel confident on a leisurely cruise, but features speed and tracking loved by those wanting longer paddles. A great boat for touring lazy rivers or doing some exploration on smaller lakes.



### SPECS:

Length: 13' / 396 cm  
Width: 26.5" / 67 cm  
Boat Weight: 51 lbs / 23 kg  
Max Capacity: 295 lbs / 134 kg  
Deck Height: 12" / 30 cm  
Cockpit Length: 38" / 97 cm  
Cockpit Width: 21" / 53 cm

### FEATURES:

Zone Seat  
Zone Knee / Thigh Pads  
Keepers Foot Brace System  
Bow & Stern Hatches  
Bungee Deck Rigging  
Kayak Karrier Handles  
Bow & Stern Bulkheads



## COVE 14.5T

More than a kayak with extra seats, the Cove 14.5T is a completely unique experience with families and partners in mind. Outfitting features a pair of ergonomic and comfortable seats with thigh padding and multiple adjustment options for both paddlers, including a movable bow seat that adjusts to pets, kids, or even for solo paddling. With performance on par with the swift and speedy Cove 13.5, it's the tandem everyone's been asking for!



### SPECS:

Length: 14'6" / 442 cm  
Width: 31.25" / 79 cm  
Boat Weight: 71 lbs / 31 kg  
Max Capacity: 550 lbs / 249 kg  
Deck Height: 15.75" / 40 cm  
Cockpit Length: 90" / 229 cm  
Cockpit Width: 22.75" / 58 cm

### FEATURES:

Zone Seat  
Zone Knee / Thigh Pads  
Keepers Foot Brace System  
Stern Hatch  
Bungee Deck Rigging  
Kayak Karrier Handles  
Stern Bulkhead  
Rudder Capable  
Skid Plate



**SPECS:**

Length: 11' / 335 cm

Width: 34" / 86 cm

Boat Weight: 59 lbs / 27 kg

Max Capacity: 280 lbs / 127 kg

**FEATURES:**

- Padded High Back w/ Padded Molded-In Seat
- Traction Pads
- Center Handle
- Fins
- Cooler Recess
- Accessory Gear Track
- Cup Holder
- Solo Mount



## HI LIFE 11.0 | NEW

The Hi Life is an 11ft kayak with smooth tracking and enough stability to paddle as a SUP. The super low profile is reminiscent of a paddle board, but still provides a sturdy platform for kayaking. Perfect for a day trip, this SOT features a fold down seating system with a cooler storage area under the seat. Swim decks make exit and re-entry for kids and pets a breeze, and the track pads on the bow, midship and stern help you keep your footing while paddling.



**SPECS:**

Length: 10' / 305 cm

Width: 29.5" / 75 cm

Boat Weight: 44 lbs / 20 kg

Max Capacity: 275 lbs / 125 kg

Deck Height: 16.5" / 42 cm

Cockpit Length: 54.25" / 138 cm

Cockpit Width: 23.25" / 59 cm

**FEATURES:**

- Zone DLX Seating
- Zone Knee / Thigh Pads
- Keepers Foot Brace System
- Bungee Deck Rigging
- Mold-In Bow & Stern Handles
- Molded-In Dashboard w/ Bungee
- Tankwell w/ Self-Bailing Scupper Holes



## IMPULSE 10.0

When it comes to versatility and simplicity, the Impulse is the best value around. From fishing to bird watching or just a relaxing day cruise, this comfortable and light-weight kayak is the perfect fit for the on-the-go lifestyle. It's stable and zippy on all kinds of flatwater, packed with durable features like a self-draining tankwell, gear tray, and cupholder that you'd expect to find on pricier kayaks. The hardest part is picking your favorite color. The Impulse is ready to go, just get in!



**SPECS:**

Length: 10' / 305 cm

Width: 29" / 74 cm

Boat Weight: 52 lbs / 24 kg

Max Capacity: 325 lbs / 147 kg

**FEATURES:**

Comfort Seating System (CSS)

Molded-In Footwells

Bow Hatch

Stern Day Hatch

Tankwell w/ Bungee

Comfort Carry Handles

Paddle Park



## PESCADOR 10.0

A terrific all-around sit-on-top kayak for lakes, ponds and surf. At only 10 ft, this kayak is easy to transport but still stable enough for larger paddlers. A high performance, feature rich boat at a great value.



**SPECS:**

Length: 12' / 366 cm

Width: 28" / 71 cm

Boat Weight: 60 lbs / 27 kg

Max Capacity: 350 lbs / 159 kg

**FEATURES:**

Comfort Seating System (CSS)

Keepers Foot Brace System

Bow Hatch

Stern & Center Day Hatches

Tankwell w/ Bungee

Comfort Carry Handles

Paddle Park



## PESCADOR 12.0

A renowned performer, the Pescador 12.0 is the ultimate in versatile sit-on-top kayaks. The multi-chine hull, broad shoulder and tracking keel creates a boat with maneuverability, glide and stability. Plenty of speed and capacity for any size paddler to enjoy a full day on the water.



**SPECS:**

Length: 13' / 396 cm

Width: 34" / 86 cm

Boat Weight: 69 lbs / 31 kg

Max Capacity: 500 lbs / 227 kg

Deck Height: 15" / 38 cm

**FEATURES:**

Comfort Seating System (CSS)

Molded-In Foot Wells

Bow & Stern Day Hatches

Bow & Stern Tankwells w/ Bungee


Kayak Carrier Handles

Paddle Park



## PESCADOR 13.0T

Proving that a roomy tandem doesn't have to sacrifice solid performance, this sit-on-top can fit almost any team comfortably, even a team of one.



## PRODIGY XS

A welcome addition to the Prodigy family of kayaks, this modest sized, light-weight recreational boat makes it the perfect choice for smaller paddlers seeking feature-rich options at an affordable price. With a focus on comfort, the Prodigy XS incorporates the Zone EXP Back Band with a Zone Seat Pad plus Zone Knee Pads for even more comfort and control!



### SPECS:

Length: 10' / 305 cm  
Width: 23" / 58 cm  
Boat Weight: 26 lbs / 12 kg  
Max Capacity: 150 lbs / 68 kg  
Deck Height: 10.5" / 26 cm  
Cockpit Length: 28" / 71 cm  
Cockpit Width: 18" / 46 cm

### FEATURES:

Zone EXP Back Band  
Zone Seat Pad  
Zone Knee / Thigh Pads  
Keepers Foot Brace System  
Bow Bungee Deck Rigging  
Kayak Carrier Handles



## PRODIGY 10.0

This is what made recreational kayaking such a popular outdoor pastime. From lakes to slow-moving rivers, the no hassle Prodigy 10.0 is ready to get on the water, easy to throw on your car and store. It's affordable to, so there's nothing keeping you from your active lifestyle. Top of the line seating and storage systems make the Prodigy 10.0 one of the most comfortable and best performing kayaks in its class.



### SPECS:

Length: 10' / 305 cm  
Width: 29.5" / 75 cm  
Boat Weight: 42 lbs / 19 kg  
Max Capacity: 275 lbs / 125 kg  
Deck Height: 15.25" / 39 cm  
Cockpit Length: 51" / 130 cm  
Cockpit Width: 23" / 58 cm

### FEATURES:

Zone DLX Seat  
Zone Knee / Thigh Pads  
Keepers Foot Brace System  
Stern Hatch  
Bungee Deck Rigging  
Kayak Carrier Handles  
Stern Bulkhead  
Skid Plate



## PRODIGY 12.0

Explore what's a little further from land - load up the water-tight storage compartment for that all-day trip in a Prodigy 12.0. Or maybe just relax and bring your bird watching or fishing gear. Efficient performance and exceptional comfort help you make the most of any day.



### SPECS:

Length: 12'2" / 369 cm  
Width: 27.25" / 69 cm  
Boat Weight: 53 lbs / 24 kg  
Max Capacity: 350 lbs / 159 kg  
Deck Height: 15.25" / 39 cm  
Cockpit Length: 51" / 130 cm  
Cockpit Width: 23" / 58 cm

### FEATURES:

Zone DLX Seat  
Zone Knee / Thigh Pads  
Keepers Foot Brace System  
Stern Hatch  
Bungee Deck Rigging  
Comfort Carry Handles  
Stern Bulkhead  
Skid Plate & Paddle Park



**SPECS:**

Length: 9'6" / 290 cm

Width: 32" / 81 cm

Boat Weight: 47 lbs / 21 kg

Max Capacity: 250 lbs / 113 kg

Deck Height: 13.1" / 33 cm

**FEATURES:**

Molded-In Seat

Sit-On-Top Seat

Molded-In Foot Wells

Tankwell w/ Bungee

Mold-In Side Handles

Bow & Stern Kayak Carrier Handles



## RAMBLER 9.5

This playful sit-on-top is easy to paddle for fun seekers of all ages and skill levels in lakes, ocean bays, light surf or even slow rivers. Light and easy to manage, the Rambler is still packed with features. The center console is perfect for fishing accessories; a roomy tankwell holds plenty of gear, and a recessed storage tray offers more access right at your fingertips.



**SPECS:**

Length: 13'6" / 412 cm

Width: 34" / 86 cm

Boat Weight: 78 lbs / 35 kg

Max Capacity: 550 lbs / 249 kg

Deck Height: 15.5" / 39 cm

**FEATURES:**

Molded-In Seat

Sit-On-Top Seats (2)

Molded-In Foot Wells

Tankwell w/ Bungee

Molded Thru Side Handles

Bow & Stern Kayak Carrier Handles



## RAMBLER 13.5T

Everything you enjoyed about the Rambler can now be shared with a paddling buddy. This feature rich sit-on-top offers a roomy tankwell and recessed storage trays to help keep everything within reach. Perfect for all skill levels and can be used on lakes, ocean bays, light surf or even slow moving rivers.



## SOUND 9.5 | UPDATED

The Sound's unique "stabilizer hull" is designed to enhance tracking and make this boat very stable, especially while getting in or out of the kayak. It has a large cockpit opening providing plenty of room to maneuver and access your gear. The Sound also has a molded-in tray in the cockpit to keep fishing tackle and other items accessible. A deeper, wider rear stern tankwell provides more storage and the RAM® Solo Mount recess allows for endless accessory options.



### SPECS:

Length: 9'6" / 290 cm  
Width: 28" / 71 cm  
Boat Weight: 38 lbs / 17 kg  
Max Capacity: 300 lbs / 136 kg  
Deck Height: 13.1" / 33 cm  
Cockpit Length: 56" / 142 cm  
Cockpit Width: 22" / 56 cm

### FEATURES:

Zone Seat  
Zone Knee / Thigh Pads  
RAM® Solo Mount  
Keepers Foot Brace System  
Tankwell w/ Bungee  
Molded Thru Handles  
Molded-In Dashboard  
Tri-Keel Hull



## SOUND 10.5 | UPDATED

Adding to the Sound series, the Sound 10.5 continues to offer a feature rich sit-in at a friendly price. Built with the unique "stabilizer hull" designed to enhance tracking and create a stable feel, especially getting in and out of the boat. The Sound 10.5 features a redesigned dashboard for a tackle box and gear, molded-in rod holders, and the RAM® Solo Mount recess allows to help land your next big catch.



### SPECS:

Length: 10'6" / 320 cm  
Width: 29.5" / 75 cm  
Boat Weight: 46 lbs / 21 kg  
Max Capacity: 335 lbs / 152 kg  
Deck Height: 15.75" / 40 cm  
Cockpit Length: 56" / 142 cm  
Cockpit Width: 23.75" / 60 cm

### FEATURES:

Zone Seat  
Zone Knee / Thigh Pads  
RAM® Solo Mount  
Keepers Foot Brace System  
Tankwell w/ Bungee  
Mold Thru Handles  
Molded-In Dashboard  
Molded-In Rod Holders (2)  
Tri-Keel Hull





**SPECS:**

Length: 9'5" / 287 cm  
Width: 31.25" / 79 cm  
Boat Weight: 46 lbs / 21 kg  
Max Capacity: 300 lbs / 136 kg  
Deck Height: 16.25" / 41 cm

**FEATURES:**

Comfort Seating System (CSS)  
Molded-In Foot Wells  
6" Deck Plate w/ Catbag  
Tankwells w/ Bungee  
Mold-In Side Handles  
Soft Touch Handles  
Skid Plate  
Stackable  
Self-Bailing Scupper Holes



## TRIBE 9.5

The Tribe 9.5 is an affordable, easy-going, great looking sit-on-top that performs terrifically in surf and rough ocean conditions, but is also speedy and maneuverable on flat water and lazy rivers. With side handles built-in, plus additional bow and stern handles, carrying and car topping is a breeze.



**SPECS:**

Length: 11'5" / 348 cm  
Width: 30.25" / 77 cm  
Boat Weight: 52 lbs / 24 kg  
Max Capacity: 350 lbs / 159 kg  
Deck Height: 16" / 41 cm

**FEATURES:**

Comfort Seating System (CSS)  
Molded-In Foot Wells  
6" Deck Plate w/ Catbag  
Tankwells w/ Bungee  
Molded-In Side Handles  
Soft Touch Handles  
Skid Plate  
Stackable  
Self-Bailing Scupper Holes



## TRIBE 11.5

A great all-around sit-on-top for almost any sized paddler, the added length on the Tribe 11.5 gives a boost of speed, extra storage and even adventure potential over the smaller size. Beginners and veterans will find the Tribe a joy to paddle in both choppy and flat water like lakes and lazy rivers.



**SPECS:**

Length: 13'5" / 408 cm  
Width: 33.75" / 86 cm  
Boat Weight: 67 lbs / 30 kg  
Max Capacity: 500 lbs / 226 kg  
Deck Height: 17" / 43 cm

**FEATURES:**

Comfort Seating System (CSS)  
w/ Large & Small Seat Pad  
Molded-In Foot Wells  
6" Deck Plate w/ Catbag  
Tankwells w/ Bungee  
Mold-In Side Handles  
Bow & Stern Soft Touch Handles  
Skid Plate  
Stackable  
Self-Bailing Scupper Holes



## TRIBE 13.5T

Three is company in the Tribe 13.5 tandem. The versatile sit-on-top design features a three-seat configuration for up to two adults and a small child or pet. Other features include self-bailing scupper tubes and bow and stern storage areas with bungees to safely secure backpacks, picnic baskets, and coolers. You also have the option to paddle solo from the center seat – it's up to you!



## TRIBUTE 10.0

Roll up the yoga mat and take your workout to the outdoors! the tribute is specially engineered for smaller framed paddlers, but unlike others in its class, maintains performance and roomy comfort. With good tracking, maneuverability, and surprising speed, there's no better recreational kayak for that cardio exercise or a full day of paddling.



### SPECS:

Length: 10' / 305 cm  
Width: 26" / 66 cm  
Boat Weight: 36 lbs / 16 kg  
Max Capacity: 225 lbs / 102 kg  
Deck Height: 13" / 33 cm  
Cockpit Length: 39.5" / 100 cm  
Cockpit Width: 22" / 56 cm

### FEATURES:

Zone DLX Seat  
Zone Knee / Thigh Pads  
Keepers Foot Brace System  
Stern Hatch  
Bungee Deck Rigging  
Kayak Karrier Handles  
Stern Bulkhead



## TRIBUTE 12.0

A kayak that is ergonomically engineered for women or small paddlers that also offers sporty performance used to be unheard of. today, the tribute 12.0 continues to gain popularity as people experience effortless paddling in a manageable kayak sized just right for them.



### SPECS:

Length: 12' / 366 cm  
Width: 24.5" / 62 cm  
Boat Weight: 42 lbs / 19 kg  
Max Capacity: 240 lbs / 109 kg  
Deck Height: 13.5" / 34 cm  
Cockpit Length: 35" / 89 cm  
Cockpit Width: 19.5" / 49 cm

### FEATURES:

Zone DLX Seat  
Zone Knee / Thigh Pads  
Keepers Foot Brace System  
Stern Hatch  
Bungee Deck Rigging w/ Reflective  
Static Perimeter Safety Line  
Kayak Karrier Handles  
Stern Bulkhead



## TRIBUTE 12.0 ULTRALITE

The Tribute is ergonomically engineered for women or smaller paddlers, offers sporty performance, and is now lighter and more manageable than ever with an Ultralite composite hull.



### SPECS:

Length: 12' / 366 cm  
Width: 24.5" / 62 cm  
Boat Weight: 37 lbs / 17 kg  
Max Capacity: 240 lbs / 109 kg  
Deck Height: 13.5" / 34 cm  
Cockpit Length: 35" / 89 cm  
Cockpit Width: 19.5" / 49 cm

### FEATURES:

Zone DLX Seat  
Zone Knee / Thigh Pads  
Keepers Foot Brace System  
Stern Hatch  
Bungee Deck Rigging w/ Reflective  
Static Perimeter Safety Line  
Kayak Karrier Handles  
Stern Bulkhead



**SPECS:**

Length: 13'5" / 409 cm

Width: 29.5" / 75 cm

Boat Weight: 58 lbs / 26 kg

Max Capacity: 350 lbs / 159 kg

Deck Height: 15.75" / 40 cm

**FEATURES:**

Comfort Seating System (CSS)

Molded-In Foot Wells

Bow & Center Hatches

Tankwell w/ Bungee

Paddle Park

Molded-In Side Carry Handles

Soft Touch Handles

Rudder Ready

Molded-In Cup Holder

Drain Plug

Self-Bailing Scupper Holes

Skid Plate

Thighstrap Attachment Loops



## TRIUMPH 13.0

The Triumph is a breath of fresh air to the sit-on-top world, proving that performance is not something only offered in a sit-inside kayak. Evolved from the touring line, it is speedier and easier to paddle than other sit-on-top kayaks. The molded-in kid's seat, cup holder and ample flat locations add versatility and maintenance-free ease for fishing, camping, bird watching or any type of activity in the ocean swell, lakes, and rivers.




# SUP

Perception has provided exceptional family experiences for 40 years and now are inviting even more people to have fun on the water in new ways with the exciting introduction of user-friendly Stand Up Paddle Boards. Adventure is calling – what are you waiting for?

## ESCAPADE 10'6" | NEW

The Escapade 10'6" is a great choice for stand up paddlers looking for stability, durability, and value – all packed into a great shape. Built with "Bombshell" construction, extremely impact resistant and light, with a hull design that provides excellent stability and glide for beginners to expert paddlers.



### SPECS:

Length: 10'6" / 320 cm  
Width: 33" / 84 cm  
Thickness: 4.75" / 12 cm  
Weight: 29 lbs / 13 kg  
Volume: 224 L  
Fins: Single


### FEATURES:

Bombshell Construction  
Performance Hull Design  
Soft  $\frac{3}{4}$  Length Diamond Groove  
EVA deck pad  
Deck Tie-downs (2)  
9" Flexy Dolphin Fin  
Recessed Ergonomic Carry Handle  
Self Regulating Vent Plug  
Includes tool-less fin hardware



## JETTY 9'

Stand up and let adventure begin with the Jetty 9'. At a manageable length and easy-going features like a soft high-density foam deck, comfortable neoprene leash, adjustable aluminum paddle, and a durable yet soft fin for safety, this is the perfect Stand Up Paddle package sized just for kids.



### 9' SPECS:

Length: 9' / 274 cm  
Width: 28" / 79 cm  
Deck Height: 4.25" / 10 cm  
Volume: 31 gal / 138 L

### 11' SPECS:

Length: 11' / 335 cm  
Width: 32" / 79 cm  
Deck Height: 4.75" / 13 cm  
Volume: 48 gal / 214 L

### FEATURES:

9' JETTY STAND UP PADDLE BOARD  
Soft high-density foam deck and rails for comfort safety  
Durable heat laminated graphics  
Slick, hard bottom for smooth glide  
Finger well handle for easy carrying  
Bungee tie down system for carrying gear

11' JETTY STAND UP PADDLE BOARD  
Soft high-density foam deck and rails for comfort safety  
Durable heat laminated graphics  
Slick, hard bottom for smooth glide  
LiftSUP® handle for easy carrying  
Bungee tie down system for carrying gear

### ADJUSTABLE PADDLE

Aluminum shaft  
Adjusts from 69" - 85"  
Fiberglass reinforced nylon blade

### ANKLE LEASH

Rail saver webbing  
Double swivel fittings  
Comfortable neoprene padded ankle strap


### CENTER FIN

Durable "soft" fin for safety  
Stainless steel fin screw and plate



## JETTY 11'

Now the whole family can experience the fun and excitement of Stand Up Paddle Boarding with the Jetty 11'. The longer length allows you to carry gear, a child or even the family dog, and features a durable yet soft deck, a slick hard bottom for smooth glide, and a LiftSUP® handle for easy transport.



# Light Touring

A step beyond the performance and capacity limits of recreational kayaks, Perception light touring models are designed to keep you on the water longer. So go ahead, stay out and watch the sunset.

## SPECS:

Length: 12' / 366 cm  
Width: 26" / 66 cm  
Boat Weight: 49 lbs / 22 kg  
Max Capacity: 275 lbs / 125 kg  
Deck Height: 14.5" / 37 cm  
Cockpit Length: 39.5" / 100 cm  
Cockpit Width: 21.5" / 55 cm

## FEATURES:

Zone DLX Seat  
Zone Knee / Thigh Pads  
SlideLock Adjustable Foot Braces  
Bow & Stern Hatches  
Bungee Deck Rigging w/  
Reflective Static Perimeter Safety Line  
Kayak Carrier Handles  
Bow & Stern Bulkheads



## CAROLINA 12.0

From the popular Carolina series, this day or weekend tripper offers exceptional acceleration, stability, and speed in a soft chined, V-shaped hull. The 12-footer is easy to load while still offering plenty of dry storage to help you make the most of its versatile capabilities.



## SPECS:

Length: 14' / 427 cm  
Width: 24.5" / 62 cm  
Boat Weight: 53 lbs / 24 kg  
Max Capacity: 300 lbs / 136 kg  
Deck Height: 14.5" / 37 cm  
Cockpit Length: 39.5" / 100 cm  
Cockpit Width: 21.5" / 55 cm


## FEATURES:

Zone DLX Seat  
Zone Knee / Thigh Pads  
SlideLock Adjustable Foot Braces  
Bow & Stern Hatches  
Bungee Deck Rigging w/  
Reflective Static Perimeter Safety Line  
Kayak Carrier Handles  
Bow & Stern Bulkheads



## CAROLINA 14.0

A little more can take you a long way in this 14 foot Carolina. More speed and even better tracking compliments the added storage space for longer distances or extended weekend camping. The optional rudder keeps windy conditions from standing in the way of your destination by giving added control.



## SPECS:

Length: 11'7" / 353 cm  
Width: 25.75" / 65 cm  
Boat Weight: 44 lbs / 20 kg  
Max Capacity: 250 lbs / 114 kg  
Deck Height: 14.5" / 37 cm  
Cockpit Length: 36" / 91 cm  
Cockpit Width: 20.25" / 51 cm

## FEATURES:

Zone DLX Seat  
Adjustable Padded Thigh Braces  
Keepers Foot Brace System  
Stern Hatch  
Bungee Deck Rigging w/ Reflective  
Static Perimeter Safety Line  
Kayak Carrier Handles  
Stern Bulkhead  
TruTrak Adjustable Skeg System  
Rudder Capable



## EXPRESSION 11.5

For anyone seeking a stylish, comfortable boat to take out for an afternoon paddle, the Expression 11.5 is the ideal answer. A sleek cross between a recreational and touring kayak, the Expression 11.5 features a stable and maneuverable design that is built to handle a multitude of water environments — from lakes and ponds to slow rivers and mild coastal waters.



# Touring

The predictable yet advanced performance of Perception touring kayaks allows both beginner and advanced paddlers alike to see what's around the next bend. Surrendering to possibility never felt so liberating ... or fun.

## EXPRESSION 14.5

The Expression 14.5 is for the adventure-seeker who wants the best of both touring and expedition kayaks: a fun, maneuverable day-kayak that remains stable and predictable when loaded down with gear. The up-swept bow nose and peaked deck shed water quickly, adding speed and performance to the design. Pair with the Expression 15 for perfect 'his' and 'hers' kayaks.



### SPECS:

Length: 14'6" / 442 cm  
Width: 23.25" / 59 cm  
Boat Weight: 54 lbs / 25 kg  
Max Capacity: 300 lbs / 136 kg  
Deck Height: 13.5" / 34 cm  
Cockpit Length: 35.25" / 90 cm  
Cockpit Width: 19.5" / 50 cm

### FEATURES:

Zone DLX Seat  
Adjustable Padded Thigh Braces  
Keepers Foot Brace System  
Bow & Stern Hatches  
Bungee Deck Rigging w/ Reflective  
Static Perimeter Safety Line  
Kayak Karrier Handles  
Bow & Stern Bulkheads  
TruTrak Adjustable Skeg System  
Rudder Capable



## EXPRESSION 15.0

Like its smaller sister, the Expression 15.0 offers forgiving handling and stability expected of a touring design with the performance of an expedition kayak. The progressive rocker offers maneuverable handling for confident paddling in tight, technical waters and coastlines, while the slightly larger cockpit and additional length make it a little faster and roomier than the 14.5.



### SPECS:

Length: 15' / 456 cm  
Width: 24" / 61 cm  
Boat Weight: 57 lbs / 26 kg  
Max Capacity: 325 lbs / 148 kg  
Deck Height: 14.5" / 37 cm  
Cockpit Length: 35.25" / 90 cm  
Cockpit Width: 19.5" / 50 cm

### FEATURES:

Zone DLX Seat  
Adjustable Padded Thigh Braces  
Keepers Foot Brace System  
Bow & Stern Hatches  
Bungee Deck Rigging w/ Reflective  
Static Perimeter Safety Line  
Kayak Karrier Handles  
Bow & Stern Bulkheads  
TruTrak Adjustable Skeg System  
Rudder Capable



# Fishing

Fun on the water for the whole family – that’s the Perception story. So what about the anglers in the family? Our angler packages on your favorite recreational kayaks get you to where the fish are with the outfitting you need to catch them! These boats offer all the versatility that everyone in your family needs for a perfect day on the water.

## SPECS:

Length: 10' / 305 cm  
Width: 29" / 74 cm  
Boat Weight: 57 lbs / 26 kg  
Max Capacity: 325 lbs / 147 kg

## FEATURES:

Comfort Seating System (CSS)  
Molded-In Footwells  
Bow & Stern Day Hatches  
Tankwell w/ Bungee  
Comfort Carry Handles  
Paddle Park  
Flush Mount Rod Holders (2)  
Scotty Bait Caster Rod Holder  
3.5# Anchor Kit  
Anchor Trolley



## PESCADOR 10.0 ANGLER

A terrific all-around sit-on-top kayak for lakes, ponds and surf. At only 10,' this kayak is easy to transport but still stable enough for larger paddlers. A high performance, feature – rich boat that’s great in value and perfect for your next angling adventure.



## SPECS:

Length: 12' / 366 cm  
Width: 28" / 71 cm  
Boat Weight: 65 lbs / 29 kg  
Max Capacity: 350 lbs / 159 kg

## FEATURES:

Comfort Seating System (CSS)  
Keepers Foot Brace System  
Bow Hatch  
Stern & Center Hatches  
Tankwell w/ Bungee  
Comfort Carry Handles  
Paddle Park  
Flush Mount Rod Holders (2)  
Scotty Bait Caster Rod Holder  
3.5# Anchor Kit  
Anchor Trolley



## PESCADOR 12.0 ANGLER

The Pescador 12.0 is the ultimate in versatile sit-on-top fishing kayaks. The multi-chine hull, broad shoulder and tracking keel creates a boat with maneuverability, glide and stability. Plenty of speed and capacity for all of your angling needs.



## SPECS:

Length: 10'6" / 323 cm  
Width: 32" / 81 cm  
Boat Weight: 57 lbs / 26 kg  
Max Capacity: 325 lbs / 147 kg

## FEATURES:

Pro Seat  
Keepers Foot Brace System  
Stern 5" Deck Plate  
Tankwell w/ Bungee  
Comfort Carry Handles & Paddle Park  
Center Console  
Bow Mesh Cover  
Molded-In Rod Holders & Cupholder  
Skid Plate  
Transducer Scupper in Bow Tankwell  
YakAttack Slide Tracs  
Tackle Box Storage Area  
Midship Accessory Track Recesses



## PESCADOR PRO 10.0

Serious fishing, serious fun. The Pescador Pro 10.0 is perfect for just about any water type and chock full of features to simply help you catch more fish. Compact, easy to transport and maneuver, yet with an unbelievable amount of capacity, the Pescador Pro 10.0 is a must-have for today's kayak fishing enthusiast.



## PESCADOR PRO 12.0

The Pescador Pro 12.0 is a real fishing kayak for real enthusiasts with the performance attributes and fishing features discerning anglers have come to expect. Featuring a removable stadium-style seat, molded-in rod holders, recessed tackle box storage, accessory track system, and even a center console for rigging fish finder electronics.



### SPECS:

Length: 12' / 365 cm  
Width: 32.5" / 82 cm  
Boat Weight: 64 lbs / 29 kg  
Max Capacity: 375 lbs / 170 kg

### FEATURES:

Pro Seat  
Keepers Foot Brace System  
Bow & Stern Day Hatches  
Stern 5" Deck Plate  
Tankwell w/ Bungee  
Comfort Carry Handles & Paddle Park  
Center Console (2)  
Bow Mesh Cover  
Molded-In Rod Holders & Cupholder  
Skid Plate  
Transducer Scupper in Bow Tankwell  
YakAttack Slide Tracs  
Tackle Box Storage Area  
Midship Accessory Track Recesses



## PESCADOR PILOT 12.0 | NEW

The Pescador Pilot 12 is an affordable sit-on-top kayak packed to the gills with fishing features and complete with the Pilot Drive pedal drive system. The Pilot Drive is performance-engineered and optimized for all-day hands-free fishing and the custom outfitting and features keep you comfortable, so you can keep your lure in the water longer.



### SPECS:

Length: 12' 5" / 381 cm  
Width: 33.5" / 85 cm  
Boat Weight: 95 lbs / 43 kg  
Max Capacity: 475 lbs / 216 kg


### FEATURES:

Ergonomic Captain's Chair  
Removable Pilot Drive w/ Quick Key  
Transducer Scupper  
Storage Pods  
Bow Tankwell w/ Mesh Net  
Bow & stern Comfort Carry Handles  
EasyGrip low profile rudder steering control  
Cup Holder  
Molded-in Rod Holders  
Power-Pole® mounting point  
Turbo Flaps  
YakAttak GearTracs  
Pilot Drive Recess Cover  
Rudder  
Skid Plate



## STRIKER 11.5

All the fun and control you would expect for recreation. A signature tri-hull offers great stability and accommodates a large weight capacity without compromising performance. All paddlers will appreciate the two comfortable seating options, stand-up assist strap, and more.



### SPECS:

Length: 11'6" / 351 cm  
Width: 33" / 84 cm  
Boat Weight: 65 lbs / 29 kg  
Max Capacity: 500 lbs / 227 kg  
Deck Height: 17" / 43 cm

### FEATURES:

Two Tier Molded-In Seat  
Molded-In Foot Wells  
Center Day Hatch  
Bow 8" Deck Plate  
Tankwell w/ Bungee  
Molded-In Side Handles  
Bow & Stern Kayak Karrier Handles  
Molded-In Rod Holders (4)  
Molded-In Ruler  
Stand Up Assist Strap





# Outfitting

## SEATING SYSTEMS



### ZONE® BASIC SEATING SYSTEM

An ergonomic seating system designed with breathable, quick-drying materials and featuring a contoured adjustable backrest for maximum comfort and all-day paddling.



### ZONE® DLX SEATING SYSTEM

Patented, multiple adjustment options for ultimate ergonomic support and fit for the touring paddler. Easily tuned components include flexible wings, leg support and backrest.



### ZONE® EXP SEATING SYSTEM

Trek to parts unknown without the punishment in our expedition grade outfitting. Patented, adjustable leg support, thigh braces, flexible wings, and back band are ergonomically designed for all day comfort.



### CAPTAIN'S CHAIR

The Pescador Pilot Captain's chair is comfortable, lightweight and easily adjustable.

## FOOTBRACES



### KEEPERS™ FOOT BRACES

Durable footpegs reposition smoothly to one of many length settings by reaching forward with your hands to engage the track. Featured on most sit-on-top and rudder models.



### SLIDELOCK™ FOOT BRACES

The SlideLock Footbrace system is easy to access from inside the boat. Find the black plastic rod that is on the side of the cockpit extending from the footbrace. Lift it up and slide forward or back so your foot is resting comfortably on the footpeg and there is a slight bend in your leg. Release the rod to drop into position locking the footbrace.



### COMFORT SEATING SYSTEM (CSS)

Lightweight EVA foam seat pads and contoured, padded seat backs provide exceptional grip and comfort for pushing performance limits.



### SIT-ON-TOP SEAT

Adjustable, padded seat pad with high padded seat back for extra comfort.



### PRO SEAT

The Pro Seat is a new removable stadium-style seat with two seating positions – upright and recline – that can move on the fly with a molded-in accessory track recess in the Pescador Pro.

## DRIVES



### PILOT DRIVE

The Pilot Pedal Drive is performance-engineered to achieve the perfect balance of simplicity and ingenuity, and is ergonomically optimized for efficient cruising and all-day comfort.

Features include:

- Padded Pedals for extra comfort
- 14" Prop for easy acceleration
- Quick Key System to engage/disengage the drive quickly to zero draft
- Optimized Gear Ratio for all-day cruising

## HATCHES



### DUAL DENSITY HATCH COVERS

Durable push-on hatch covers make gear access easier than ever, while offering a true-fitting seal for exceptionally watertight storage.

# Outfitting

## HANDLES



### KAYAK KARRIER HANDLES

Hand fatigue is a thing of the past with the ergonomic Kayak Karrier handles designed to provide a secure, comfortable grip for your hand during every portage.



### COMFORT CARRY HANDLES

Comfortable handles conform to your hand, while the durable design ensures secure carrying of your kayak from one adventure to the next for years to come.

## RUDDERS



### RUDDER CAPABLE MODELS

Some Perception models are "rudder capable". If you are interested in adding a rudder please contact your local dealer or [harmonygear.com](http://harmonygear.com) to order the correct rudder kit for your boat.

## SKEG



### TRU TRAK SKEG SYSTEMS

Durable construction and hydrofoil shape offer more efficient water mending for an overall improved paddling performance when deployed. The TruTrak Adjustable and TruTrak Premium skieg system enclosures have also been reengineered for even more durability.

## ACCESSORIES



### HARMONY

Get the most of the kayaking experience with accessories and outfitting. Harmony offers a full selection of gear, from sprayskirts, to personal flotation, to dry storage and much more.

[harmonygear.com](http://harmonygear.com)



### ADVENTURE TECHNOLOGY

Don't let your paddle deter you from having a quality experience with your Perception kayak. Adventure Technology's line of ergonomic, high performance paddles will complement your Perception to perfection.

[atpaddles.com](http://atpaddles.com)

## BOAT SPECS - HOW WE GET THEM, WHAT THEY MEAN

### WEIGHT

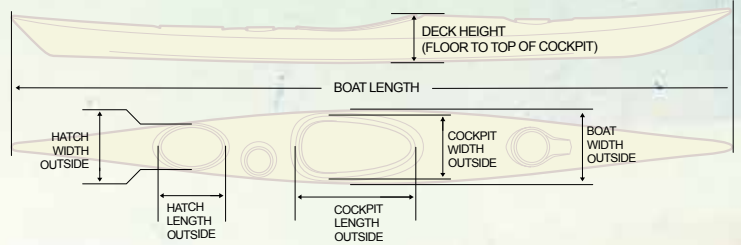
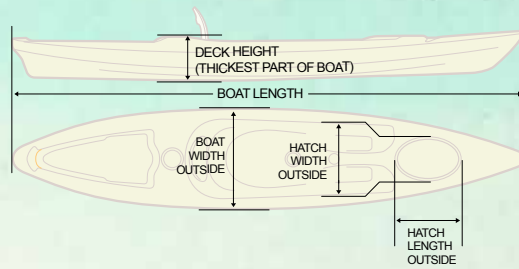
Based on a fully assembled boat including all outfitting. (NOTE: Other companies may not include outfitting in their weight specifications.)

### CAPACITY

Field tests determine each model's capacity, with maximum being the greatest load the model can carry and still perform under typical conditions.


### DIMENSIONS

Measured at points indicated by the accompanying diagrams.



## ROTO-MOLDED COLORS

-  Blue
-  Lime
-  Red
-  Heyday
-  Moss Camo
-  Moxie
-  Red Tiger Camo
-  Roxie
-  Sea Spray
-  Sonic Camo
-  Sunset



## FISHING COLORS

-  Moss Camo
-  Red Tiger Camo
-  Sonic Camo

## ULTRALITE COLORS

-  Lime
-  Tangelo
-  Turquoise

## SUP BOARD COLORS

-  Blue
-  Lime

Colors may vary slightly from those shown in catalog. Color combinations (Moss Camo, Red Tiger Camo, Roxie, Sea Spray, and Sunset) will vary from those shown in catalog and are unique for each boat we produce. Variations in color are not covered by warranty.

Polyethylene expands and contracts with changes in temperature and humidity. Actual dimensions can vary from those shown in the Specifications Chart due to molding process and/or exposure to extreme hot or cold temperatures. Slight variations are not covered by warranty.

Specifications and features are subject to change.

All Perception kayak hulls are designed and manufactured in the U.S.A. and are covered by 3-Year Limited Warranty. Some limitations apply. Visit [perceptionkayaks.com](http://perceptionkayaks.com) for full details.

# Specifications

BOAT	LENGTH (FEET / CM)	WIDTH (FEET / CM)	WEIGHT (LBS / KG)	CAPACITY (LBS / KG)	DECK HEIGHT (FEET / CM)	COCKPIT / SEAT WELL LENGTH	COCKPIT / SEAT WELL WIDTH	STERN HATCH / TANKWELL LENGTH (FEET / CM)	STERN HATCH / TANKWELL WIDTH (FEET / CM)	BOW HATCH / TANKWELL LENGTH (FEET / CM)	BOW HATCH / TANKWELL WIDTH (FEET / CM)	VOLUME (GAL / L)
Access 9.5	9' / 108	31" / 79	42 / 19	250 / 113	19.5" / 49.5	50" / 138	18" / 52	-	-	7" / 18	11" / 28	-
Access 11.5	11'6" / 347	31" / 79	55 / 25	300 / 136	18.75" / 48	55" / 140	19.5" / 50	-	-	-	-	-
Carolina 12.0	12" / 366	26" / 66	49 / 22	275 / 125	14.5" / 37	39.5" / 100	21.5" / 55	17" / 43	12" / 30	10.5" / 27	10.5" / 27	-
Carolina 14.0	14' / 427	24.5" / 62	53 / 24	300 / 136	14.5" / 37	39.5" / 100	21.5" / 55	17" / 43	12" / 30	10.5" / 27	10.5" / 27	-
Conduit 9.5	9'6" / 290	29" / 74	39 / 18	250 / 113	-	42.25" / 107	22" / 56	-	-	-	-	-
Conduit 13.0	13' / 396	26.5" / 67	51 / 23	295 / 134	12" / 30	38" / 97	21" / 53	17" / 43	12" / 30	10.5" / 27	10.5" / 27	-
Cove 14.5 T	14'6" / 442	31.25" / 79	71 / 31	550 / 249	15.75" / 40	90" / 229	22.75" / 58	10.5" / 27	10.5" / 27	-	-	-
Escapade 10'6"	10'6" / 320	33" / 84	29 / 13	-	-	-	-	-	-	-	-	224
Expression 11.5	11'7" / 353	25.75" / 65	44 / 20	250 / 114	14.5" / 37	36" / 91	20.25" / 51	17" / 43	12" / 30	-	-	-
Expression 14.5	14'6" / 442	23.25" / 59	54 / 25	300 / 136	13.5" / 34	35.25" / 90	19.5" / 50	17" / 43	12" / 30	10.5" / 27	10.5" / 27	-
Expression 15.0	15' / 456	24" / 61	57 / 26	325 / 148	14.5" / 37	35.25" / 90	19.5" / 50	17" / 43	12" / 30	10.5" / 27	10.5" / 27	-
Hi Life 11.0	11' / 335	34" / 86	59 / 27	280 / 127	-	-	-	-	-	-	-	-
Impulse 10.0	10' / 305	29.5" / 75	44 / 20	275 / 125	16.5" / 42	54.25" / 138	23.25" / 59	23" / 58	16.25" / 41	-	-	-
Jetty 9	9' / 274	28" / 79	-	-	4.25" / 10	-	-	-	-	-	-	31 / 138
Jetty 11	11' / 335	32" / 79	-	-	4.75" / 13	-	-	-	-	-	-	48 / 214
Pescador 10.0	10' / 305	29" / 74	52 / 24	325 / 147	-	-	-	-	-	10.5" / 27	10.5" / 27	-
Pescador 10.0 Angler	10' / 305	29" / 74	57 / 26	325 / 147	-	-	-	-	-	10.5" / 27	10.5" / 27	-
Pescador 12.0	12' / 366	28" / 71	60 / 27	350 / 159	-	-	-	-	-	17" / 43	12" / 30	-
Pescador 12.0 Angler	12' / 366	28" / 71	65 / 29	350 / 159	-	-	-	-	-	17" / 43	12" / 30	-
Pescador 13.0 T	13' / 396	34" / 86	69 / 31	500 / 227	15" / 38	-	-	-	-	-	-	-
Pescador PRO 100	10'6" / 287	32" / 81	57 / 26	325 / 147	14" / 36	21" / 53	21" / 53	24" / 61	19" / 48	17" / 43	19" / 48	-
Pescador PRO 120	12' / 365	32.5" / 82	64 / 29	375 / 170	14.5" / 37	21" / 53	21" / 53	32" / 81	19" / 48	22" / 56	19" / 48	-
Pescador PILOT 120	12'5" / 381	33.5" / 85	95 / 43	475 / 216	12" / 31	50" / 127	24" / 61	18" / 46	26" / 65	21" / 53	21" / 53	-
Prodigy XS	10' / 305	23" / 58	26 / 12	150 / 68	10.5" / 26	28" / 71	18" / 46	-	-	-	-	-
Prodigy 10.0	10' / 305	29.5" / 75	42 / 19	275 / 125	15.25" / 39	51" / 130	23" / 58	-	-	-	-	-
Prodigy 12.0	12'2" / 369	27.25" / 69	53 / 24	350 / 159	15.25" / 39	51" / 130	23" / 58	17" / 43	12" / 30	-	-	-
Rambler 9.5	9'6" / 290	32" / 81	47 / 21	250 / 113	13.1" / 33	-	-	-	-	-	-	-
Rambler 13.5 T	13'6" / 412	34" / 86	78 / 35	550 / 249	15.5" / 39	-	-	-	-	-	-	-
Sound 9.5	9'6" / 290	28" / 71	38 / 17	300 / 136	13.1" / 33	56" / 142	22" / 56	-	-	-	-	-
Sound 10.5	10'6" / 320	29.5" / 75	46 / 21	335 / 152	15.75" / 40	56" / 142	23.75" / 60	-	-	-	-	-
Striker 11.5	11'6" / 347	33" / 84	65 / 29	500 / 227	17" / 43	-	-	-	-	-	-	-
Tribe 9.5	9'5" / 287	31.25" / 79	46 / 21	300 / 136	16.25" / 41	53" / 135	20.5" / 52	29" / 74	16" / 41	18.5" / 47	12.5" / 32	-
Tribe 11.5	11'5" / 348	30.25" / 77	52 / 24	350 / 159	16" / 41	53" / 135	19" / 48	40" / 102	16" / 41	31" / 79	14.5" / 37	-
Tribe 13.5 T	13'5" / 408	33.75" / 86	67 / 30	500 / 226	17" / 43	B: 52 / 132 S: 46.5" / 118	B: 22 / 56 S: 20" / 51	21.5" / 55	14.5" / 37	20.5" / 52	12" / 30	-
Tribute 10.0	10' / 305	26" / 66	36 / 16	225 / 102	13" / 33	39.5" / 100	22" / 56	10.5" / 27	10.5" / 27	-	-	-
Tribute 12.0	12' / 366	24.5" / 62	42 / 19	240 / 109	13.5" / 34	35" / 89	19.5" / 49	10.5" / 27	10.5" / 27	-	-	-
Tribute 12.0 UL	12' / 366	24.5" / 62	37 / 17	240 / 109	13.5" / 34	35" / 89	19.5" / 49	10.5" / 27	10.5" / 27	-	-	-
Triumph 13.0	13'5" / 409	29.5" / 75	58 / 26	350 / 159	15.75" / 40	53" / 135	22" / 56	38" / 97	15" / 38	17" / 43	12" / 30	-

## GLOBAL HEADQUARTERS

PERCEPTION  
575 Mauldin Road, Suite 200  
Greenville, SC 29607

Tel.: 888-525-2925  
Fax: 888-373-1220  
PerceptionKayaks.com

## INTERNATIONAL

ARGENTINA, URUGUAY  
Broni S.A.  
E-mail: [info@perceptionkayaks.com.ar](mailto:info@perceptionkayaks.com.ar)

AUSTRALIA  
Paddle Pro  
Tel. +61 (0) 3 9546 7486  
E-mail: [sales@paddlepro.com.au](mailto:sales@paddlepro.com.au)

CHILE  
Rivers, Lakes, Oceans  
Tel: +56 9 85403329  
E-mail: [ian@riverslakesoceans.com](mailto:ian@riverslakesoceans.com)

COSTA RICA  
Rivers, Lakes, Oceans  
Tel. +506 833 6205  
E-mail: [riverslakesoceans@gmail.com](mailto:riverslakesoceans@gmail.com)

HONG KONG  
Sai Sha Water Sports  
Tel. + (852)2792-8307  
E-mail: [info@sai-sha.com](mailto:info@sai-sha.com)

JAPAN  
Mont Bell  
Tel. +81 (0) 6 6531 4765  
E-mail: [int@montbell.com](mailto:int@montbell.com)

MEXICO  
Boat Box  
Tel: +52 (551866) 4020  
E-mail: [boatbox@boatbox.com.mx](mailto:boatbox@boatbox.com.mx)

NEW ZEALAND  
Ferg's Kayaks  
Tel: +64 (0) 4499 8898  
E-mail: [retailwn@fergskayaks.co.nz](mailto:retailwn@fergskayaks.co.nz)

PANAMA  
Panama Paddle Center  
Tel. +(507) 390 3748  
E-mail: [info@paddlepanama.com](mailto:info@paddlepanama.com)

PORTUGAL  
Emboscada  
Organizacao De Eventos, LDA  
Rua Dr. Inocencio Osorio  
Lopes Gondim 11  
Vila Nova De Gaia, 4430-662  
Tel. 351-917384954  
E-mail: [nunomaximo@waterfall.pt](mailto:nunomaximo@waterfall.pt)

SOUTH AFRICA  
Canoe & Kayak World  
Tel: +27 (0)11 807-8111  
E-mail: [info@canoekayak.co.za](mailto:info@canoekayak.co.za)

SOUTH KOREA  
Songkang Canoe School  
Tel. +82 33 461 1659  
E-mail: [paddler66@naver.com](mailto:paddler66@naver.com)

THAILAND  
Outdoor Heaven  
Tel. +6681 817 2118  
E-mail: [tatrawee@thailandoutdoor.com](mailto:tatrawee@thailandoutdoor.com)

UNITED KINGDOM, EUROPE  
Perception Kayaks  
Tel: +44 1825 765 891  
E-mail: [info@perception.co.uk](mailto:info@perception.co.uk)

VENEZUELA  
Adrenalina Deportes  
Tel: +58 (212) 762 2284  
E-mail: [servicioalcliente@adrenalina.com](mailto:servicioalcliente@adrenalina.com)

