



WILDERNESS
SYSTEMS®

2015 PRODUCT GUIDE



RECREATIONAL

Stability, comfort and manageability are the hallmarks of the line; exciting technical capabilities await your direction.



ASPIRE 100

Easy handling and maneuverability with great stability, the 100 is sized perfectly to fit a female or small-framed paddler comfortably.

SPECIFICATIONS

Length	10' / 305 cm	Weight	44 lbs. / 20 kg
Width	27.5" / 70 cm	Capacity	300 lbs. / 136 kg



FEATURES

- Phase 3 AirPro
- Thigh & Knee Padding
- SlideLock XL Foot Brace System
- Orbix Stern Hatch
- Stern Bulkhead
- Bungee Deck Rigging
- Comfort Carry Handles
- Tru Trak Adjustable Skeg System
- Molded-In Console
- Skid Plate

ASPIRE 105

Sized for medium to larger paddlers, an excellent choice for paddlers looking for stability and the opportunity to expand beyond flat water.

SPECIFICATIONS

Length	10'6" / 320 cm	Weight	48 lbs. / 22 kg
Width	29" / 74 cm	Capacity	400 lbs. / 182 kg



FEATURES

- Phase 3 AirPro
- Thigh & Knee Padding
- SlideLock XL Foot Brace System
- Orbix Stern Hatch
- Stern Bulkhead
- Bungee Deck Rigging
- Comfort Carry Handles
- Tru Trak Adjustable Skeg System
- Molded-In Console
- Skid Plate

PUNGO 100

This easy-to-manage kayak for smaller paddlers is packed with performance that's ideal for both novice and advanced users.

SPECIFICATIONS

Length	10' / 305 cm	Weight	47 lbs. / 21 kg
Width	30" / 76 cm	Capacity	300 lbs. / 136 kg



FEATURES

- Phase 3 AirPro
- Thigh & Knee Padding
- SlideLock XL Foot Brace System
- Orbix Stern Hatch
- Stern Bulkhead
- Bungee Deck Rigging
- Comfort Carry Handles



PUNGO 120

The best-selling Pungo features an impressive balance of manageability, stability, speed, and comfort. Ample storage capacity, yet light enough to handle with ease.

SPECIFICATIONS

Length	12' / 366 cm	Weight	49 lbs. / 22 kg
Width	29" / 74 cm	Capacity	325 lbs. / 147 kg



FEATURES

- Phase 3 AirPro
- Thigh & Knee Padding
- SlideLock XL Foot Brace System
- Orbix Stern Hatch
- Stern Bulkhead
- Bungee Deck Rigging
- Comfort Carry Handles
- Kayak Konsole

* Also available with an angler package

NEW PUNGO 120 ULTRALITE

Lightweight plastic with no loss in stiffness offers livelier speed and maneuverability. The striking finish makes the ultralite Pungo dashing both in and out of the water.

SPECIFICATIONS

Length	12' / 366 cm	Weight	40 lbs. / 18 kg
Width	29" / 74 cm	Capacity	325 lbs. / 147 kg



FEATURES

- Phase 3 AirPro
- Thigh & Knee Padding
- SlideLock XL Foot Brace System
- Orbix Stern Hatch
- Stern Bulkhead
- Bungee Deck Rigging
- Comfort Carry Handles

PUNGO 140

When the adventure calls for more, this kayak answers. Get the added speed and storage of a touring kayak, but with a spacious cockpit. Ideal for larger paddlers.

SPECIFICATIONS

Length	14' / 427 cm	Weight	58 lbs. / 26 kg
Width	28" / 71 cm	Capacity	350 lbs. / 159 kg



FEATURES

- Phase 3 AirPro
- Thigh and Knee Padding
- SlideLock XL Foot Brace System
- Bow & Stern Orbix Hatches
- Bow & Stern Bulkheads
- Bungee Deck Rigging
- Comfort Carry Handles
- Kayak Konsole

* Also available with an angler package



PAMLICO 135T

This best-selling tandem offers performance for pairs. The tandem outfitting system offers upgraded seating and adjustability options for more comfort and customization than ever before.

SPECIFICATIONS

Length	13'6" / 411 cm	Weight	72 lbs. / 33 kg
Width	31" / 79 cm	Capacity	500 lbs. / 227 kg



FEATURES

- Phase 3 AirPro Tandem
- Sliding Bow Seat
- Thigh & Knee Padding
- Stern & Midship Keepers XL Foot Brace System
- Bow SlideLock XL Foot Brace System
- Orbix Stern Hatch
- Stern Bulkhead
- Bungee Deck Rigging
- Comfort Carry Handles
- Rudder Ready

PAMLICO 135T w/ RUDDER

Weight: 75 lbs. / 34 kg
Course Control Rudder

PAMLICO 145T

Updated to complement the Pamlico 135T, this redesign features a signature rounded hull that delivers swift acceleration, helping you paddle longer distance faster.

SPECIFICATIONS

Length	14'6" / 442 cm	Weight	73 lbs. / 33 kg
Width	31" / 79 cm	Capacity	550 lbs. / 249 kg



FEATURES

- Phase 3 AirPro Tandem
- Sliding Bow Seat
- Thigh & Knee Padding
- Stern & Midship Keepers XL Foot Brace System
- Bow SlideLock XL Foot Brace System
- Orbix Stern Hatch
- Stern Bulkhead
- Bungee Deck Rigging
- Comfort Carry Handles
- Rudder Ready
- Skid Plate

PAMLICO 145T w/ RUDDER

Weight: 77 lbs. / 35 kg
Course Control Rudder

COMMANDER 120

This hybrid combines the kayak paddling experience with exceptional stability and the capacity of a canoe. The dual seating option and the SlideTrax outfitting system create versatility for a variety of uses.

SPECIFICATIONS

Length	12' / 366 cm	Weight	64 lbs. / 29 kg
Width	30.25" / 77 cm	Capacity	400 lbs. / 181 kg



FEATURES

- AirPro Freedom Elite
- Elevated Seating Area
- Extended Thigh & Knee Padding
- SlideLock XL Foot Brace System
- Bow & Stern Tankwells w/ Adjustable Bungee
- Partial Stern Bulkhead
- Comfort Carry Handles
- Rudder Ready
- SlideTrax Accessory System (Top & Side)
- Skid Plate
- Drain Plug

* Also available with an angler package



COMMANDER 140

With even more storage space, leg room, capacity, and speed than the Commander 120, this is the ultimate hobby machine for the casual and the enthusiast.

SPECIFICATIONS

Length	14' / 427 cm	Weight	69 lbs. / 31 kg
Width	31" / 77 cm	Capacity	475 lbs. / 215 kg



FEATURES

- AirPro Freedom Elite
- Elevated Seating Area
- Extended Thigh & Knee Padding
- SlideLock XL Foot Brace System
- Bow & Stern Tankwells w/ Adjustable Bungee
- Partial Stern Bulkhead
- Comfort Carry Handles
- Rudder Ready
- SlideTrax Accessory System (Top & Side)
- Skid Plate
- Drain Plug

* Also available with an angler package

RIDE 115

This compact, sub 12-footer has everything paddlers, anglers and hobbyists dream about: massive capacity and storage, versatile performance and rock-solid stability.

SPECIFICATIONS

Length	11'6" / 351 cm	Weight	76 lbs. / 34 kg
Width	33" / 84 cm	Capacity	500 lbs. / 227 kg



FEATURES

- AirPro Freedom Elite
- Removable / Sliding Seat
- Keepers XL Foot Brace System
- Orbix Bow & Midship Hatches
- Tankwell w/ Bungee
- Bungee Deck Rigging
- Comfort Carry Handles
- Paddle Groove w/ Bungee
- Rudder Ready
- Self-Bailing Scupper Holes
- Cupholder
- Performance control w/ Sliding Seat
- SlideTrax on Bow

NEW RIDE 115 MAX

Designed to optimize performance and capacity with the latest innovations, including the new Phase 3 AirPro MAX high/low seating system and a wider, flatter standing platform.

SPECIFICATIONS

Length	11'6" / 351 cm	Weight	79 lbs. / 34 kg
Width	33" / 84 cm	Capacity	500 lbs. / 227 kg



FEATURES

- Phase 3 AirPro MAX
- Removable / Elevated / Sliding Seat
- Keepers XL Foot Brace System
- Orbix Bow & Midship Hatches
- Tankwell w/ Bungee
- Bungee Deck Rigging
- Comfort Carry Handles
- Paddle Groove w/ Bungee
- Rudder Ready
- Self-Bailing Scupper Holes
- Cupholder
- Performance control w/ Sliding Seat
- SlideTrax on Bow

* Also available with an angler package



RIDE 115X

Featuring the same stability, maneuverability and capacity as the Ride 115, now with a “wish list” of features just for anglers such as the removable FlexPod console for integrating fish finder electronics.

SPECIFICATIONS

Length	11'6" / 351 cm	Weight	79 lbs. / 36 kg
Width	33" / 84 cm	Capacity	500 lbs. / 227 kg



FEATURES

- AirPro Freedom Elite
- Removable / Sliding Seat
- Keepers XL Foot Brace System
- Orbix Bow & Midship Hatches
- Tankwell w/ Security Bars & Bungee
- Bungee Deck Rigging
- Rigid Aluminum Handles
- Paddle Groove w/ Bungee
- Rudder Ready
- Self-Bailing Scupper Holes
- Removable Console
- Performance control w/ Sliding Seat
- SlideTrax on Bow, Stern and under console

NEW RIDE 115X MAX

Discriminating anglers want more than outstanding kayak performance – they want a true fishing machine. Enter the Ride 115X MAX featuring the FlexPod removable console for fish finder electronic and the new Phase 3 AirPro MAX high/low seating system.

SPECIFICATIONS

Length	11'6" / 351 cm	Weight	82 lbs. / 37 kg
Width	33" / 84 cm	Capacity	500 lbs. / 227 kg



FEATURES

- Phase 3 AirPro MAX
- Removable / Elevated / Sliding Seat
- Keepers XL Foot Brace System
- Orbix Bow & Midship Hatches
- Tankwell w/ Security Bars & Bungee
- Bungee Deck Rigging
- Rigid Aluminum Handles
- Paddle Groove w/ Bungee
- Rudder Ready
- Self-Bailing Scupper Holes
- Removable Console
- Performance control w/ Sliding Seat
- SlideTrax on Bow, Stern and under console

* Also available with an angler package

RIDE 135

Designed to optimize performance and capacity with the latest innovations, including the Phase 3 AirPro Advance seating system and a wider, flatter standing platform.

SPECIFICATIONS

Length	13'6" / 411 cm	Weight	82 lbs. / 37 kg
Width	31.5" / 80 cm	Capacity	550 lbs. / 249 kg



FEATURES

- AirPro Freedom Elite
- Removable / Sliding Seat
- Keepers XL Foot Brace System
- Orbix Bow & Midship Hatches
- Tankwell w/ Bungee
- Bungee Deck Rigging
- Comfort Carry Handles
- Paddle Groove w/ Bungee
- Rudder Ready
- Self-Bailing Scupper Holes
- Cupholder
- Performance control w/ Sliding Seat
- SlideTrax on Bow



NEW RIDE 135 MAX

The Ride 135 MAX is designed bow-to-stern for anglers looking to push their limits. Featuring extended length for speed and glide, as well as a wider, flatter standing platform, and the new Phase 3 AirPro MAX high/low seating system.

SPECIFICATIONS

Length	13'6" / 411 cm	Weight	85 lbs. / 39 kg
Width	31.5" / 80 cm	Capacity	550 lbs. / 249 kg



FEATURES

- Phase 3 AirPro MAX
- Removable / Elevated / Sliding Seat
- Keepers XL Foot Brace System
- Orbix Bow & Midship Hatches
- Tankwell w/ Bungee
- Bungee Deck Rigging
- Comfort Carry Handles
- Paddle Groove w/ Bungee
- Rudder Ready
- Self-Bailing Scupper Holes
- Cupholder
- Performance control w/ Sliding Seat
- SlideTrax on Bow

* Also available with an angler package

TARPON 100

This versatile sit-on-top offers stunning performance for surf play, ponds, lakes, and bays. Larger tankwell boasts even more capacity than previous 14-foot models.

SPECIFICATIONS

Length	10' / 305 cm	Weight	55 lbs. / 25 kg
Width	30.5" / 77 cm	Capacity	325 lbs. / 147 kg



FEATURES

- Phase 3 AirPro Sit-On-Top
- Keepers XL Foot Brace System
- Orbix Bow & Midship Hatches
- Tankwell w/ Adjustable Bungee
- Comfort Carry Handles
- Side Carry Handles w/ Paddle Holder
- SlideTrax Accessory System
- Self-Bailing Scupper Holes
- Gear Storage Pockets
- Cupholder

* Also available with an angler package

TARPON 120

The most popular Tarpon because of its manageable size. Efficient layout leaves plenty of room for paddlers and their gear, with features to accommodate a variety of hobbies.

SPECIFICATIONS

Length	12'3" / 373 cm	Weight	63 lbs. / 29 kg
Width	30" / 76 cm	Capacity	350 lbs. / 159 kg



FEATURES

- Phase 3 AirPro Sit-On-Top
- Keepers XL Foot Brace System
- Orbix Bow & Midship Hatches
- Tankwell w/ Adjustable Bungee
- Comfort Carry Handles
- Side Carry Handles w/ Paddle Holder
- SlideTrax Accessory System
- Rudder Ready
- Self-Bailing Scupper Holes
- Gear Storage Pockets
- Cupholder

* Also available with an angler package



NEW TARPON 120 ULTRALITE

Ultralite material offers composite-like weight with the roto-molded kayak durability in a Tarpon package. Easy access to gear and manageable size redefines pleasure.

SPECIFICATIONS

Length	12' / 366 cm	Weight	43 lbs. / 20 kg
Width	30" / 76 cm	Capacity	350 lbs. / 159 kg



FEATURES

- Deluxe Sit-On-Top Seat
- Keepers Foot Brace System
- Orbix Bow & Midship Hatches
- Midship Storage w/ Deck Plate
- Tankwell w/ Bungee
- Bungee Deck Rigging
- Comfort Carry Handles
- Side Carry Handles w/ Paddle Holder
- Gear Tray
- Self-Bailing Scupper Holes
- Rudder Ready



NEW TARPON 135T

More than a redesign, the Tarpon 135T takes the classic Tarpon 130 tandem hull to another level. Feature rich and visually striking, the Tarpon 135T is fast and nimble while being equally stable and highly comfortable.

SPECIFICATIONS

Length	13'6" / 411 cm	Weight	71 lbs. / 32 kg
Width	34" / 86 cm	Capacity	600 lbs. / 272 kg



FEATURES

- Phase 3 AirPro Sit-On-Top Seating System
- Keepers XL Foot Brace System
- Orbix Bow & Midship Hatches
- Side Carry Handles w/ Paddle Park
- Molded-In Bottle Storage
- Skid Plate
- Rudder Ready



TARPON 140

Engineered to maintain stability and glide while extending gear capacity. Great performance in the convenience of a sit-on-top.

SPECIFICATIONS

Length	14' / 427 cm	Weight	68 lbs. / 31 kg
Width	28" / 71 cm	Capacity	375 lbs. / 170 kg



FEATURES

- Phase 3 AirPro Sit-On-Top Seating System
- Keepers XL Foot Brace System
- Orbix Bow & Midship Hatches
- Tankwell w/ Adjustable Bungee
- Bungee Deck Rigging
- Comfort Carry Handles
- Side Carry Handles w/ Paddle Holder
- Rudder Ready
- SlideTrax Accessory System
- Gear Storage Pockets
- Self-Bailing Scupper Holes & Cupholder

TARPON 140 w/ RUDDER

Weight: 71 lbs. / 32 kg
Course Control Rudder

* Also available with an angler package



TARPON 160 w/ RUDDER

The ultimate destination kayak offers the most capacity and speed in the Tarpon line. Great paddling performance on flatwater as well as choppy conditions.

SPECIFICATIONS

Length	16' / 488 cm	Weight	79 lbs. / 36 kg
Width	28" / 71 cm	Capacity	375 lbs. / 170 kg



FEATURES

- Phase 3 AirPro Sit-On-Top
- Keepers XL Foot Brace System
- Orbix Bow & Midship Hatches
- Tankwell w/ Adjustable Bungee
- Bungee Deck Rigging
- Comfort Carry Handles
- Side Carry Handles w/ Paddle Holder
- Course Control Rudder
- SlideTrax Accessory System
- Gear Storage Pockets
- Self-Bailing Scupper Holes & Cupholder

TARPON 160

Weight: 76 lbs. / 34 kg
Rudder Ready

LIGHT TOURING

Manageable length and stability offer confidence for those on the cusp of adventure.



TSUNAMI 120

Mid-range cockpit size with shorter length is versatile for day to weekend trips in streams, coastal regions, and large lakes.

SPECIFICATIONS

Length	12' / 366 cm	Weight	50 lbs. / 23 kg
Width	25.5" / 65 cm	Capacity	275 lbs. / 125 kg



FEATURES

- Phase 3 AirPro Tour
- Adjustable Padded Thigh Braces
- SlideLock XL Foot Brace System
- Domed Bow & Stern Hatches
- Bow & Midship Bulkheads
- Bungee Deck Rigging w/ Reflective Static Perimeter Safety Line
- Soft Touch Handles
- Paddle Holder

TSUNAMI 125

Swift and agile, the spacious cockpit and deeper hull is the ideal day tripper for larger paddlers. Excels in tight, twisting environments.

SPECIFICATIONS

Length	12'6" / 381 cm	Weight	51 lbs. / 23 kg
Width	26" / 66 cm	Capacity	300 lbs. / 136 kg



FEATURES

- Phase 3 AirPro Tour
- Adjustable Padded Thigh Braces
- SlideLock XL Foot Brace System
- Domed Bow & Stern Hatches
- Bow & Midship Bulkheads
- Bungee Deck Rigging w/ Reflective Static Perimeter Safety Line
- Soft Touch Handles
- Paddle Holder

TOURING PERFORMANCE

You're a dynamic achiever with a range of talents and interests, still at the top of your craft. These are your kayaks.



NEW THRESHER 140

The Thresher ushers in the next generation of high performance sit-on-tops. The 140 is efficient and quick, yet stable and predictable to handle ever-changing water conditions. The deck features the FlexPod OS for extra storage or for installing electronics.

SPECIFICATIONS

Length	14'3" / 434 cm	Weight	75 lbs. / 34 kg
Width	28.75" / 73 cm	Capacity	400 lbs. / 181 kg



FEATURES

- Phase 3 AirProSit-On-Top
- Bow Storage Hood & Rectangular Center Hatch w/ Bungee & SlideTrax
- Keepers XL Foot Brace System
- Tankwell w/ Adjustable Bungee & Gear Security Straps (2)
- Reflective Static Perimeter Safety Line
- Rigid Carry Handles
- Paddle Groove w/ Bungee & Bow Cover Strap
- Rudder Ready
- SlideTrax Accessory System
- Gear Storage Pockets
- Self-Bailing Scupper Holes
- FlexPod OS Removable Console

THRESHER 140 w/ RUDDER

Weight: 78 lbs. / 35 kg
Course Control Rudder



NEW THRESHER 155 w/ RUDDER

Featuring the same hull and deck features found in the Thresher 140, such as the FlexPod OS for fish finder electronics, but with added length allowing for an additional burst of speed and for maximum gear storage, capacity and accessibility.

SPECIFICATIONS

Length	15'6" / 472 cm	Weight	80 lbs. / 36 kg
Width	30" / 76 cm	Capacity	450 lbs. / 204 kg



FEATURES

- Phase 3 AirProSit-On-Top
- Adjustable Padded Thigh Braces
- Bow Storage Hood & Rectangular Center Hatch w/ Bungee & SlideTrax
- Keepers XL Foot Brace System
- Tankwell w/ Adjustable Bungee & Gear Security Straps (2)
- Reflective Static Perimeter Safety Line
- Rigid Carry Handles
- Paddle Groove w/ Bungee & Bow Cover Strap
- Course Control Rudder
- SlideTrax Accessory System
- Gear Storage Pockets
- Self-Bailing Scupper Holes
- FlexPod OS Removable Console

THRESHER 155

Weight: 83 lbs. / 36 kg
Rudder Ready



TSUNAMI 135

Ideal for female and small-framed paddlers. The lowered cockpit height and moderate length make this kayak an excellent performer, yet easy to manage.

SPECIFICATIONS

Length	13'6" / 411 cm	Weight	48 lbs. / 22 kg
Width	23" / 58 cm	Capacity	275 lbs. / 125 kg



FEATURES

- Phase 3 AirPro Tour
- Adjustable Padded Thigh Braces
- SlideLock XL Foot Brace System
- Domed Bow, Midship & Stern Hatches
- Bow & Midship Bulkheads
- Bungee Deck Rigging w/ Reflective Static Perimeter Safety Line
- Soft Touch Handles
- Rudder Ready

TSUNAMI 135 w/ RUDDER

Weight: 51 lbs. / 23 kg
Course Control Rudder



TSUNAMI 135 PRO

Available in the sleek, premium composite PRO series. Excellent for both novice and advanced users, this slim and responsive kayak is one of the most celebrated designs on the market today.

SPECIFICATIONS

Length	13'6" / 411 cm	Weight	49 lbs. / 22 kg
Width	23" / 58 cm	Capacity	275 lbs. / 125 kg



FEATURES

- Phase 3 AirPro Tour
- Adjustable Padded Thigh Braces
- SlideLock Foot Brace System
- Kajak Sport Bow, Midship & Stern Hatches
- Bow & Midship Bulkheads
- Bungee Deck Rigging w/ Reflective Static Perimeter Safety Line
- Soft Touch Handles
- Rudder Ready

TSUNAMI 140

A step up from the 135 in storage space, capacity and speed, this wildly popular, versatile kayak offers a balanced fit that all skill levels can enjoy.

SPECIFICATIONS

Length	14' / 427 cm	Weight	53 lbs. / 24 kg
Width	24" / 61 cm	Capacity	300 lbs. / 136 kg



FEATURES

- Phase 3 AirPro Tour
- Adjustable Padded Thigh Braces
- SlideLock XL Foot Brace System
- Domed Bow, Midship & Stern Hatches
- Bow & Midship Bulkheads
- Bungee Deck Rigging w/ Reflective Static Perimeter Safety Line
- Soft Touch Handles
- Paddle Holder
- Rudder Ready

TSUNAMI 140 w/ RUDDER

Weight: 56 lbs. / 25 kg
Course Control Rudder

TSUNAMI 140 PRO

The most accessible and exciting touring style on the market is also available in the lightweight and efficient PRO composite construction. The 140 PRO is a versatile performer and offers a balanced cockpit size.

SPECIFICATIONS

Length	14' / 427 cm	Weight	56 lbs. / 25 kg
Width	24" / 61 cm	Capacity	300 lbs. / 136 kg



FEATURES

- Phase 3 AirPro Tour
- Adjustable Padded Thigh Braces
- SlideLock Foot Brace System
- Kajak Sport Bow, Midship & Stern Hatches
- Bow & Midship Bulkheads
- Bungee Deck Rigging w/ Reflective Static Perimeter Safety Line
- Soft Touch Handles
- Rudder Ready



TSUNAMI 145 w/ RUDDER

Ample cockpit size and length without loss of performance make this the choice for larger paddlers desiring extra gear storage capacity.

SPECIFICATIONS

Length	14'6" / 442 cm	Weight	59 lbs. / 27kg
Width	24.5" / 62 cm	Capacity	350 lbs. / 159 kg



FEATURES

- Phase 3 AirPro Tour
- Adjustable Padded Thigh Braces
- SlideLock XL Rudder Foot Brace System
- Domed Bow, Midship & Stern Hatches
- Bow & Midship Bulkheads
- Bungee Deck Rigging w/ Reflective Static Perimeter Safety Line
- Soft Touch Handles
- Paddle Holder
- Course Control Rudder

TSUNAMI 145

Weight: 56 lbs. / 25 kg
Rudder Ready



FOCUS 145 w/ RUDDER

For petite intermediate paddlers ready to up their skills, the sleek Focus 145 delivers a blend of stability and predictability with unparalleled tracking and speed on still lakes and choppy waters alike.

SPECIFICATIONS

Length	14'5" / 439 cm	Weight	53 lbs. / 24 kg
Width	22.5" / 57 cm	Capacity	275 lbs. / 125 kg



FEATURES

- Phase 3 AirPro XP
- Adjustable Padded Thigh Braces
- SlideLock XL Rudder Foot Brace System
- Domed Bow, Midship & Stern Hatches
- Bow & Midship Bulkheads
- Bungee Deck Rigging w/ Reflective Static Perimeter Safety Line
- Soft Touch Handles
- Course Control Rudder
- Drain Plug

FOCUS 145

Weight: 50 lbs. / 23 kg
Rudder Ready



FOCUS 150 w/ RUDDER

The Focus 150 is a sleek, modern touring design for the mid-sized paddler. It caters to the assertive intermediate paddler looking to take their skills—and their adventures—to the next level.

SPECIFICATIONS

Length	15' / 457 cm	Weight	55 lbs. / 25 kg
Width	23" / 58 cm	Capacity	325 lbs. / 148 kg



FEATURES

- Phase 3 AirPro XP
- Adjustable Padded Thigh Braces
- SlideLock XL Rudder Foot Brace System
- Domed Bow, Midship & Stern Hatches
- Bow & Midship Bulkheads
- Bungee Deck Rigging w/ Reflective Static Perimeter Safety Line
- Soft Touch Handles
- Course Control Rudder
- Drain Plug

FOCUS 150

Weight: 52 lbs. / 24 kg
Rudder Ready



FOCUS 155 w/ RUDDER

For the full-sized paddler or mid-sized paddler carrying heavy gear, the Focus 155 blends the stability and predictability of the Tsunami with the speed and efficiency of the Tempest.

SPECIFICATIONS

Length	15'6" / 472 cm	Weight	57 lbs. / 26 kg
Width	23.5" / 59 cm	Capacity	350 lbs. / 159 kg



FEATURES

- Phase 3 AirPro XP
- Adjustable Padded Thigh Braces
- SlideLock XL Rudder Foot Brace System
- Domed Bow, Midship & Stern Hatches
- Bow & Midship Bulkheads
- Bungee Deck Rigging w/ Reflective Static Perimeter Safety Line
- Soft Touch Handles
- Course Control Rudder
- Drain Plug

FOCUS 155

Weight: 54 lbs. / 25 kg
Rudder Ready
SlideLock XL Foot Brace System



ZEPHYR 155

Smaller-framed paddlers enjoy maximum control with a tighter-fitting, lowered deck. Balanced performance makes it the ultimate day or weekend explorer.

SPECIFICATIONS

Length	15'6" / 472 cm	Weight	52 lbs. / 24 kg
Width	22.5" / 57 cm	Capacity	275 lbs. / 125 kg



FEATURES

- Phase 3 AirPro XP
- Adjustable Padded Thigh Braces
- SlideLock XL Foot Brace System
- Domed Bow, Midship & Stern Hatches
- Bow, Midship & Stern Bulkheads
- Bungee Deck Rigging w/ Reflective Static Perimeter Safety Line
- Soft Touch Handles
- Tru Trak Premium Skeg System
- Compass Recess



ZEPHYR 155 PRO

Composite materials enhance the Zephyr's technical performance capabilities with sleek, rigid construction. Get added control and durability on your journey from the TruTrak Skeg System.

SPECIFICATIONS

Length	15'6" / 472 cm	Weight	55 lbs. / 25 kg
Width	22.5" / 57 cm	Capacity	275 lbs. / 125 kg



FEATURES

- Phase 3 AirPro XP
- Adjustable Padded Thigh Braces
- SlideLock Foot Brace System
- Kajak Sport Bow, Midship & Stern Hatches
- Bow, Midship & Stern Bulkheads
- Bungee Deck Rigging w/ Reflective Static Perimeter Safety Line
- Soft Touch Handles
- Premium Skeg System
- Compass Recess



ZEPHYR 160

When "calm" isn't marked on your map, this is the kayak with the performance to test your skill limits. Ideal for larger paddlers.

SPECIFICATIONS

Length	16' / 488 cm	Weight	54 lbs. / 25 kg
Width	23" / 58 cm	Capacity	300 lbs. / 136 kg



FEATURES

- Phase 3 AirPro XP
- Adjustable Padded Thigh Braces
- SlideLock XL Foot Brace System
- Domed Bow, Midship & Stern Hatches
- Bow, Midship & Stern Bulkheads
- Bungee Deck Rigging w/ Reflective Static Perimeter Safety Line
- Soft Touch Handles
- Tru Trak Premium Skeg System
- Compass Recess

ZEPHYR 160 PRO

Striking design and comfort can't hide the performance capabilities of this kayak. Increased size and capacity is combined with rigid composite construction.

SPECIFICATIONS

Length	16' / 488 cm	Weight	57 lbs. / 26 kg
Width	23" / 58 cm	Capacity	300 lbs. / 136 kg



FEATURES

- Phase 3 AirPro XP
- Adjustable Padded Thigh Braces
- SlideLock Foot Brace System
- Kajak Sport Bow, Midship & Stern Hatches
- Bow, Midship & Stern Bulkheads
- Bungee Deck Rigging w/ Reflective Static Perimeter Safety Line
- Soft Touch Handles
- Premium Skeg System
- Compass Recess

EXPEDITION

When the place you want to be always calls you to move from where you are, your destination is never out of reach.



TSUNAMI 160 w/ RUDDER

This ultra-comfortable kayak offers more speed and stability than others in its class. Rudder adds additional tracking for day trips to full expeditions.

SPECIFICATIONS

Length	16' / 488 cm	Weight	61 lbs. / 28 kg
Width	23.5" / 59 cm	Capacity	325 lbs. / 147 kg



FEATURES

- Phase 3 AirPro XP
- Adjustable Padded Thigh Braces
- SlideLock XL Rudder Foot Brace System
- Domed Bow, Midship & Stern Hatches
- Bow, Midship & Stern Bulkheads
- Bungee Deck Rigging w/ Reflective Static Perimeter Safety Line
- Soft Touch Handles
- Course Control Rudder

TSUNAMI 160 PRO w/ RUDDER

Rigid construction from a sophisticated composite layup translates into even better performance and a beautiful, long-lasting finish.

SPECIFICATIONS

Length	16' / 488 cm	Weight	59 lbs. / 27 kg
Width	23.5" / 59 cm	Capacity	325 lbs. / 147 kg



FEATURES

- Phase 3 AirPro XP
- Adjustable Padded Thigh Braces
- SlideLock Rudder Foot Brace System
- Kajak Sport Bow, Midship & Stern Hatches
- Bow, Midship & Stern Bulkheads
- Bungee Deck Rigging w/ Reflective Static Perimeter Safety Line
- Soft Touch Handles
- BTS Rudder

TSUNAMI 165 w/ RUDDER

More than capable for a weekend trip, added depth is suitable for mid-to-larger sized paddlers while maintaining speed and efficiency necessary for longer distances.

SPECIFICATIONS

Length	16'6" / 500 cm	Weight	66 lbs. / 30 kg
Width	23.75" / 60 cm	Capacity	350 lbs. / 159 kg



FEATURES

- Phase 3 AirPro XP
- Adjustable Padded Thigh Braces
- SlideLock XL Rudder Foot Brace System
- Domed Bow, Midship & Stern Hatches
- Bow, Midship & Stern Bulkheads
- Bungee Deck Rigging w/ Reflective Static Perimeter Safety Line
- Soft Touch Handles
- Course Control Rudder



TSUNAMI 165 PRO w/ RUDDER

Engineered for single or multi-day capacity, this composite edition handles agitated water and weather conditions with increased performance.

SPECIFICATIONS

Length	16'6" / 500 cm	Weight	61 lbs. / 28 kg
Width	23.75" / 60 cm	Capacity	350 lbs. / 159 kg



FEATURES

- Phase 3 AirPro XP
- Adjustable Padded Thigh Braces
- SlideLock Rudder Foot Brace System
- Kajak Sport Bow, Midship & Stern Hatches
- Bow, Midship & Stern Bulkheads
- Bungee Deck Rigging w/ Reflective Static Perimeter Safety Line
- Soft Touch Handles
- BTS Rudder

TSUNAMI 175 w/ RUDDER

The most storage capacity of the Tsunami line, it's the ultimate voyage machine for larger paddlers. Rudder increases control in variable conditions.

SPECIFICATIONS

Length	17'6" / 528 cm	Weight	68 lbs. / 31 kg
Width	24" / 61 cm	Capacity	400 lbs. / 181 kg



FEATURES

- Phase 3 AirPro XP
- Adjustable Padded Thigh Braces
- SlideLock XL Rudder Foot Brace System
- Domed Bow, Midship & Stern Hatches
- Bow, Midship & Stern Bulkheads
- Bungee Deck Rigging w/ Reflective Static Perimeter Safety Line
- Soft Touch Handles
- Course Control Rudder

TSUNAMI 175 PRO w/ RUDDER

Get the benefits of maximum storage capacity and increased weight efficiency from the lightweight composite construction.

SPECIFICATIONS

Length	17'6" / 528 cm	Weight	63 lbs. / 29 kg
Width	24" / 61 cm	Capacity	400 lbs. / 181 kg



FEATURES

- Phase 3 AirPro XP
- Adjustable Padded Thigh Braces
- SlideLock Rudder Foot Brace System
- Kajak Sport Bow, Midship & Stern Hatches
- Bow, Midship & Stern Bulkheads
- Bungee Deck Rigging w/ Reflective Static Perimeter Safety Line
- Soft Touch Handles
- BTS Rudder



TEMPEST 165

Signature performance, but designed for paddlers with a smaller frame, this kayak features a lower deck, narrow beam, and slightly shorter length.

SPECIFICATIONS

Length	16'6" / 503 cm	Weight	55 lbs. / 25 kg
Width	21.5" / 55 cm	Capacity	300 lbs. / 136 kg



FEATURES

- Phase 3 AirPro XP
- Adjustable Padded Thigh Braces
- SlideLock XL Foot Brace System
- Domed Bow, Midship & Stern Hatches
- Bow, Midship & Stern Bulkheads
- Bungee Deck Rigging w/ Reflective Static Perimeter Safety Line
- Soft Touch Handles
- Tru Trak Premium Skeg System
- Bow Compass Recess

TEMPEST 165 PRO

Beautiful aesthetic and enhanced performance from composite construction make this one of the most acclaimed sea kayaks on the market.

SPECIFICATIONS

Length	16'6" / 503 cm	Weight	57 lbs. / 26 kg
Width	21.5" / 55 cm	Capacity	300 lbs. / 136 kg



FEATURES

- Phase 3 AirPro XP
- Adjustable Padded Thigh Braces
- SlideLock Foot Brace System
- Kajak Sport Bow, Midship & Stern Hatches
- Bow, Midship & Stern Bulkheads
- Bungee Deck Rigging w/ Reflective Static Perimeter Safety Line
- Soft Touch Handles
- Premium Skeg System
- Bow Compass Recess

TEMPEST 170

Mid-sized paddlers will relish the fusion of performance capabilities in this award-winning kayak.

SPECIFICATIONS

Length	17' / 518 cm	Weight	57 lbs. / 26 kg
Width	22" / 56 cm	Capacity	325 lbs. / 147 kg



FEATURES

- Phase 3 AirPro XP
- Adjustable Padded Thigh Braces
- SlideLock XL Foot Brace System
- Domed Bow, Midship & Stern Hatches
- Bow, Midship & Stern Bulkheads
- Bungee Deck Rigging w/ Reflective Static Perimeter Safety Line
- Soft Touch Handles
- Tru Trak Premium Skeg System
- Bow Compass Recess



TEMPEST 170 PRO

Composite material construction and innovative hull design make for the ultimate kayak for those who need to push their limits.

SPECIFICATIONS

Length	17' / 518 cm	Weight	59 lbs. / 27 kg
Width	22" / 56 cm	Capacity	325 lbs. / 147 kg



FEATURES

- Phase 3 AirPro XP
- Adjustable Padded Thigh Braces
- SlideLock Foot Brace System
- Kajak Sport Bow, Midship & Stern Hatches
- Bow, Midship & Stern Bulkheads
- Bungee Deck Rigging w/ Reflective Static Perimeter Safety Line
- Soft Touch Handles
- Premium Skeg System
- Bow Compass Recess



TEMPEST 180 PRO

For larger kayakers, the lengthiest Tempest is balanced by lightweight material. More capacity for gear, this stunning kayak longs for uncharted waters.

SPECIFICATIONS

Length	18' / 549 cm	Weight	64 lbs. / 29 kg
Width	23" / 58 cm	Capacity	400 lbs. / 181 kg



FEATURES

- Phase 3 AirPro XP
- Adjustable Padded Thigh Braces
- SlideLock Foot Brace System
- Kajak Sport Bow, Midship & Stern Hatches
- Bow, Midship & Stern Bulkheads
- Bungee Deck Rigging w/ Reflective Static Perimeter Safety Line
- Soft Touch Handles
- Premium Skeg System
- Bow Compass Recess



NEW POLARIS 180

The sit inside touring tandem returns to the Wilderness Systems lineup with the introduction of the new Polaris. For couples or liveries looking for a comfortable boat for day/weekend trips, the Polaris delivers with a hull design proven for speed and predictability with ample room for cargo.

SPECIFICATIONS

Length	17'10" / 544 cm	Weight	85 lbs. / 39 kg
Width	28.5" / 72 cm	Capacity	550 lbs. / 249 kg



FEATURES

- Phase 3 AirPro
- Adjustable Padded Thigh Braces
- SlideLock XL Foot Brace System
- Domed Bow, Midship & Stern Hatches
- Bow, Midship & Stern Bulkheads
- Bungee Deck Rigging w/ Reflective Static Perimeter Safety Line
- Soft Touch Handles
- Course Control Rudder
- Drain Plug

OUTFITTING

AIRPRO MAX

INTRODUCING PHASE 3 AIRPRO MAX - RIDE

The new Phase 3 AirPro MAX high/low seating system is poised to give kayak anglers the competitive advantage they need to sight fish from the seat of their Ride. The AirPro MAX preserves the popular innovations found in most Phase 3 seats – adjustability, comfort features and high-quality materials – yet it is a true advancement in design. Fully functional in existing Ride models with great ease of installation, the patent-pending seat has a full forward/aft trim range and three phase (high, low and recline) positioning without any clipping or loosening of straps. Standing room remains ample and the seat back can be folded and sat upon for even more height on the water. The aluminum tube frame construction is highly durable with an all-weather, breathable textile that affords both comfort and functionality. The injection molded slide rails provide a platform for adding gear with the ultimate accessibility.



3/4 High Position



Low Position



High Position



Recline Position

AIRPRO PHASE 3[®] AIRPRO

Whether it's another cove to explore, the curiosity of what's beyond the next bend, or just an amazing sunset – there's always a reason to stay out on the water a little longer. An uncomfortable seat shouldn't be a reason not to.

The Wilderness Systems patented Phase 3 AirPro seating system is designed with innovative features that add comfort and adjustability, simply to keep you paddling.

Ergonomic elements have been added to all aspects of the AirPro. The contoured seat and seat backs have been designed with increased comfort in mind. Multiple-sized holes in the special foam padding produce varying densities to provide extra cushioning along the spine and under the legs while comfortably supporting the sit bones. The flexible back rest features a cutaway for spinal support and a dynamic structural design that conforms to and moves with your back; the seat's leg lifter area has a softer edge and is contoured under your thighs. The AirPro also features a carefully selected material over the perforated foam, greatly improving ventilation so you and your seat breathe and dry out quickly.

FEATURES & BENEFITS

- Groundbreaking seat back design flexes to support the paddler, providing back stability without limiting the paddler's stroke
- Large comfort holes allow ventilation for air flow while providing cushioning to hard contact areas under the legs and along the spine
- Smaller holes on the backrest provide ventilation and increased support to the oblique muscles while the holes in the seat pad support the sit bones and provide drainage for water
- A clean, refined look of luxury performance is achieved with crisp lines, technical materials and hidden pad attachment methods
- Web straps located on both sides of the paddler allow the seat to be pulled forward for support while paddling or reclined for relaxation
- Ergonomic, scalloped leg lifter design with a 3D contoured seat pad that cradles the paddler's legs removing pressure and increasing blood flow
- The central controls allow for adjustment of the leg lifter and seat back height
- The mesh bag is the perfect place for a water bottle, camera, gear or excess adjustment straps

PHASE 3[®] AIRPRO



PHASE 3[®] AIRPRO XP



PHASE 3[®] AIRPRO SOT



AIRPRO FREEDOM ELITE:
RIDE/COMMANDER



PHASE 3[®] AIRPRO TOUR




HATCHES

KAJAK SPORT



The industry standard in rugged hatches, the Kajak Sport offers a reliable, watertight seal from the combination of a double sealing design and next-gen material construction.

ORBIX LOCKING



Innovative "turn-and-lock" hinged hatch cover makes gear access an easy affair. Latching cover with a tight seal is just as easy, simply lock in place with the lever.


DOMED



Durable push-on hatch covers make gear access easier than ever, while offering even drier storage from a true fitting, watertight seal.


FOOT BRACES

KEEPERS XL



The "keeper" function of this popular foot brace design has been preserved, yet redesigned in 2015 to increase the size of the trigger to make it easier to find when feeling for it. Now featuring enlarged, ergonomic "gas pedal" style foot pegs for increased grip and control.

SLIDELOCK™ XL



The patented SlideLock precision adjustment system offers unsurpassed comfort and convenience, and in 2015 the wand handle has been updated for a more ergonomic and intuitive grip. Includes updated ergonomic foot pegs for improved control and grip.

HANDLES



Ergonomic handles conform to the hand shape. Handle construction materials deliver a secure and comfortable grip. Loading, unloading, and carrying a kayak is easier than ever.

RUDDER

COURSE CONTROL RUDDER



Featuring several material and design updates in 2015. The rudder blade is injection-molded thermoplastic carbon-filled nylon for more durability and stiffness, and has been re-engineered to a contemporary foil-shape for better efficiency and less drag in the water. A light-weight cord woven from Spectra® – a material known to be as durable as steel and less inclined to binding – now connects to the rudder components without special tools.



Many models ship "rudder ready" with internal tubing that houses rudder cables pre-installed for simple, rapid addition of after-market rudder kits.

KAYAK KONSOLE



Carry your gear with the easy access center console. Includes Orbix locking hatch, universal cup holder, mesh pocket, and gear trays with plenty of dry storage space.

SKEG



Performance and reliability are at the heart of our skieg systems. Durable construction and hydrofoil shape offer more efficient water mending for an overall improved paddling performance when deployed. The system enclosure was designed for more durability, with the blade housing design now being easier to perform any repairs needed over time.

ACCESSORIES



A wide range of accessories are available online:

Harmony is our trusted provider of quality paddling accessories, helping you get the most out of your kayak and your day on the water.

harmonygear.com

A premium kayak should be propelled by a premium paddle. Adventure Technology paddles offer the highest level of performance and quality – a perfect complement to your Wilderness Systems kayak.

atpaddles.com

Bomber Gear's premium line of dry wear, base layers, sprayskirts, and more is designed to meet the demands of all paddlers, keeping them warm, dry, comfortable – and most importantly – paddling all year-round.

bombergear.com

BOAT SPECS: HOW WE GET THEM, WHAT THEY MEAN

WEIGHT

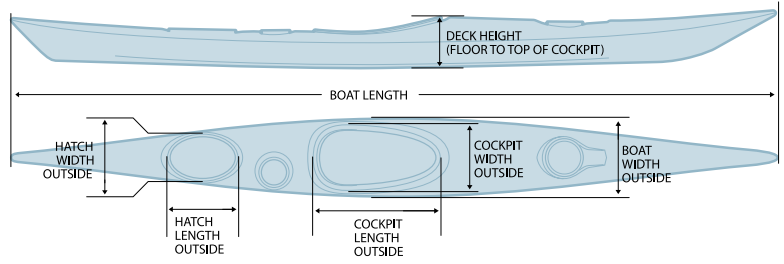
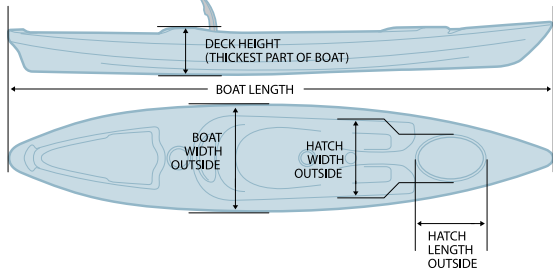
Average based on a fully assembled boat including all outfitting. (NOTE: Other companies may not include outfitting in their weight specifications.) Due to variances in production actual weights may vary +/- 2 lbs.

CAPACITY

Field tests determine each model's capacity, with maximum being the greatest load the model can carry and still perform under typical conditions.

DIMENSIONS

Measured at points indicated by the accompanying diagrams. Touring boat depths are measured from the floor of the boat to the top of the cockpit.



ASPIRE					COCKPIT		STERN HATCH		BOW HATCH		MAX CAPACITY
	LENGTH	WIDTH	WEIGHT	DEPTH	LENGTH	WIDTH	LENGTH	WIDTH	LENGTH	WIDTH	
Aspire 100	10' / 305 cm	27.5" / 70 cm	44 lbs. / 20 kg	14" / 36 cm	49" / 124 cm	22.25" / 57 cm	16" / 40 cm	10.25" / 26 cm	NA	NA	300 lbs. / 136 kg
Aspire 105	10'6" / 320 cm	29" / 74 cm	48 lbs. / 22 kg	15.5" / 39 cm	51.5" / 131 cm	23.5" / 60 cm	16" / 40 cm	10.25" / 26 cm	NA	NA	400 lbs. / 182 kg

PUNGO					COCKPIT		STERN HATCH		BOW HATCH		MAX CAPACITY
	LENGTH	WIDTH	WEIGHT	DEPTH	LENGTH	WIDTH	LENGTH	WIDTH	LENGTH	WIDTH	
Pungo 100	10' / 305 cm	30" / 76 cm	47 lbs. / 21 kg	13" / 33 cm	47.5" / 121 cm	22" / 56 cm	16.25" / 41 cm	10.75" / 27 cm	NA	NA	300 lbs. / 136 kg
Pungo 120	12' / 366 cm	29" / 74 cm	49 lbs. / 22 kg	13" / 33 cm	57" / 145 cm	22" / 56 cm	16.25" / 41 cm	10.75" / 27 cm	NA	NA	325 lbs. / 147 kg
Pungo 120 Ultralite	12' / 366 cm	29" / 74 cm	40 lbs. / 18 kg	13" / 33 cm	57" / 145 cm	22" / 56 cm	16.25" / 41 cm	10.75" / 27 cm	NA	NA	325 lbs. / 147 kg
Pungo 140	14' / 427 cm	28" / 71 cm	58 lbs. / 26 kg	13" / 33 cm	57" / 145 cm	22" / 56 cm	16.25" / 41 cm	10.75" / 27 cm	8.5" / 22 cm	8.5" / 22 cm	350 lbs. / 159 kg

PAMLICO					COCKPIT		STERN HATCH		BOW HATCH		MAX CAPACITY
	LENGTH	WIDTH	WEIGHT	DEPTH	LENGTH	WIDTH	LENGTH	WIDTH	LENGTH	WIDTH	
Pamlico 135T	13'6" / 411 cm	31" / 79 cm	72 lbs. / 33 kg*	14" / 36 cm	90" / 229 cm	24" / 61 cm	8.5" / 22 cm	8.5" / 22 cm	NA	NA	500 lbs. / 227 kg
Pamlico 145T	14'6" / 442 cm	31" / 79 cm	73 lbs. / 33 kg*	16" / 41 cm	90" / 229 cm	22.75" / 58 cm	8.5" / 22 cm	8.5" / 22 cm	NA	NA	550 lbs. / 249 kg

POLARIS					COCKPIT		STERN HATCH		BOW HATCH		MAX CAPACITY
	LENGTH	WIDTH	WEIGHT	DEPTH	LENGTH	WIDTH	LENGTH	WIDTH	LENGTH	WIDTH	
Polaris 180 w/ rudder	17'10" / 544 cm	28.5" / 72 cm	85 lbs. / 39 kg	16.5" / 42 cm	36" / 91 cm	20.5" / 52 cm	18.5" / 47 cm	12.5" / 32 cm	10" / 25 cm	10" / 25 cm	550 lbs. / 249 kg

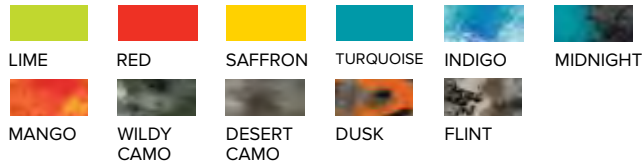
COMMANDER					SEATING AREA		STERN TANKWELL		BOW TANKWELL		MAX CAPACITY
	LENGTH	WIDTH	WEIGHT	DEPTH	LENGTH	WIDTH	LENGTH	WIDTH	LENGTH	WIDTH	
Commander 120	12' / 366 cm	30.25" / 77 cm	64 lbs. / 29 kg*	13.5" / 34 cm	55" / 140 cm	20.5" / 52 cm	39" / 99 cm	20.25" / 51.5 cm	16.5" / 42 cm	15.5" / 39 cm	400 lbs. / 181 kg
Commander 140	14' / 427 cm	31" / 77 cm	69 lbs. / 31 kg*	14" / 35 cm	55" / 140 cm	20.5" / 52 cm	50" / 127 cm	20.25" / 51.5 cm	16.5" / 42 cm	15.5" / 39 cm	475 lbs. / 215 kg

RIDE					SEATING AREA		STERN TANKWELL		MIDSHIP HATCH		BOW HATCH		MAX CAPACITY
	LENGTH	WIDTH	WEIGHT	DEPTH	LENGTH	WIDTH	LENGTH	WIDTH	LENGTH	WIDTH	LENGTH	WIDTH	
Ride 115	11'6" / 351 cm	33" / 84 cm	76 lbs. / 34 kg	16.5" / 42 cm	67" / 170 cm	21.5" / 55 cm	31" / 79 cm	17.5" / 44 cm	8.5" / 22 cm	8.5" / 22 cm	16" / 40 cm	10.75" / 27 cm	500 lbs. / 227 kg
Ride 115 MAX	11'6" / 351 cm	33" / 84 cm	79 lbs. / 36 kg	16.5" / 42 cm	67" / 170 cm	21.5" / 55 cm	31" / 79 cm	17.5" / 44 cm	8.5" / 22 cm	8.5" / 22 cm	16" / 40 cm	10.75" / 27 cm	500 lbs. / 227 kg
Ride 115X	11'6" / 351 cm	33" / 84 cm	79 lbs. / 36 kg	16.5" / 42 cm	67" / 170 cm	21.5" / 55 cm	31" / 79 cm	17.5" / 44 cm	8.5" / 22 cm	8.5" / 22 cm	16" / 40 cm	10.75" / 27 cm	500 lbs. / 227 kg
Ride 115X MAX	11'6" / 351 cm	33" / 84 cm	82 lbs. / 37 kg	16.5" / 42 cm	67" / 170 cm	21.5" / 55 cm	31" / 79 cm	17.5" / 44 cm	8.5" / 22 cm	8.5" / 22 cm	16" / 40 cm	10.75" / 27 cm	500 lbs. / 227 kg
Ride 135	13'6" / 411 cm	31.5" / 80 cm	82 lbs. / 37 kg*	16.25" / 41 cm	67" / 170 cm	21.5" / 55 cm	43" / 109 cm	17.5" / 44 cm	8.5" / 22 cm	8.5" / 22 cm	16" / 40 cm	10.75" / 27 cm	550 lbs. / 249 kg
Ride 135 MAX	13'6" / 411 cm	31.5" / 80 cm	85 lbs. / 39 kg	16.25" / 41 cm	67" / 170 cm	21.5" / 55 cm	43" / 109 cm	17.5" / 44 cm	8.5" / 22 cm	8.5" / 22 cm	16" / 40 cm	10.75" / 27 cm	550 lbs. / 249 kg

TARPON					SEATING AREA		STERN TANKWELL		MIDSHIP HATCH		BOW HATCH		MAX CAPACITY
	LENGTH	WIDTH	WEIGHT	DEPTH	LENGTH	WIDTH	LENGTH	WIDTH	LENGTH	WIDTH	LENGTH	WIDTH	
Tarpon 100	10' / 305 cm	30.5" / 77 cm	55 lbs. / 25 kg	15.25" / 39 cm	52" / 132 cm	20" / 51 cm	31" / 79 cm	18" / 46 cm	8.5" / 22 cm	8.5" / 22 cm	8.5" / 22 cm	8.5" / 22 cm	325 lbs. / 147 kg
Tarpon 120	12'3" / 373 cm	30" / 76 cm	63 lbs. / 29 kg	13.75" / 35 cm	52" / 132 cm	20" / 51 cm	42" / 107 cm	18" / 46 cm	8.5" / 22 cm	8.5" / 22 cm	16.25" / 41 cm	10.75" / 27 cm	350 lbs. / 159 kg
Tarpon 120 Ultralite	12' / 366 cm	30" / 76 cm	43 lbs. / 20 kg	14" / 36 cm	52" / 132 cm	20" / 51 cm	41" / 104 cm	18" / 46 cm	8.5" / 22 cm	8.5" / 22 cm	8.5" / 22 cm	8.5" / 22 cm	350 lbs. / 159 kg
Tarpon 135T	13'6" / 411 cm	33.75" / 86 cm	71 lbs. / 32 kg*	15.75" / 40 cm	52" / 132 cm	20" / 51 cm	NA	NA	8.5" / 22 cm	8.5" / 22 cm	NA	NA	600 lbs. / 272 kg
Tarpon 140	14' / 427 cm	28" / 71 cm	68 lbs. / 31 kg*	14.5" / 37 cm	52" / 132 cm	20" / 51 cm	50" / 127 cm	18" / 46 cm	8.5" / 22 cm	8.5" / 22 cm	16.25" / 41 cm	10.75" / 27 cm	375 lbs. / 170 kg
Tarpon 160	16' / 488 cm	28" / 71 cm	76 lbs. / 34 kg*	13.75" / 35 cm	52" / 132 cm	20" / 51 cm	55" / 140 cm	18" / 46 cm	8.5" / 22 cm	8.5" / 22 cm	16.25" / 41 cm	10.75" / 27 cm	375 lbs. / 170 kg

*For Rudder versions of these models, add 4 lbs.

ROTO-MOLDED



ULTRALITE



COMPOSITE (PRO) (DECK/TRIM/HULL)



THRESHER					SEATING AREA		STERN TANKWELL		MIDSHIP HATCH		BOW HATCH		MAX CAPACITY
	LENGTH	WIDTH	WEIGHT	DEPTH	LENGTH	WIDTH	LENGTH	WIDTH	LENGTH	WIDTH	LENGTH	WIDTH	
Thresher 140	14'3" / 434 cm	28.75" / 73 cm	75 lbs. / 34 kg	14.25" / 36 cm	54" / 137 cm	21" / 53 cm	33.5" / 85 cm	16" / 40 cm	26" / 66 cm	8" / 20 cm	NA	NA	400 lbs. / 181 kg
Thresher 155	15'6" / 472 cm	30" / 76 cm	80 lbs. / 36 kg	14.75" / 37 cm	54" / 137 cm	22" / 56 cm	40.5" / 103 cm	16" / 40 cm	26" / 66 cm	8" / 20 cm	NA	NA	450 lbs. / 204 kg

TSUNAMI					COCKPIT		STERN HATCH		BOW HATCH		MAX CAPACITY
	LENGTH	WIDTH	WEIGHT	DEPTH	LENGTH	WIDTH	LENGTH	WIDTH	LENGTH	WIDTH	
Tsunami 120	12' / 366 cm	25.5" / 65 cm	50 lbs. / 23 kg	15.25" / 39 cm	35.5" / 90 cm	19" / 49 cm	18.5" / 47 cm	12.5" / 32 cm	10" / 25 cm	10" / 25 cm	275 lbs. / 125 kg
Tsunami 125	12'6" / 381 cm	26" / 66 cm	51 lbs. / 23 kg	16" / 41 cm	36" / 91 cm	20" / 51 cm	18.5" / 47 cm	12.5" / 32 cm	10" / 25 cm	10" / 25 cm	300 lbs. / 136 kg
Tsunami 135	13'6" / 411 cm	23" / 58 cm	48 lbs. / 22 kg*	14.5" / 37 cm	35" / 89 cm	18.5" / 47 cm	18.5" / 47 cm	12.5" / 32 cm	10" / 25 cm	10" / 25 cm	275 lbs. / 125 kg
Tsunami 135 PRO	13'6" / 411 cm	23" / 58 cm	49 lbs. / 22 kg*	14.5" / 37 cm	35" / 89 cm	18.5" / 47 cm	18.5" / 47 cm	12.5" / 32 cm	10" / 25 cm	10" / 25 cm	275 lbs. / 125 kg
Tsunami 140	14' / 427 cm	24" / 61 cm	53 lbs. / 24 kg*	15.25" / 39 cm	35.5" / 90 cm	19.5" / 49 cm	18.5" / 47 cm	12.5" / 32 cm	10" / 25 cm	10" / 25 cm	300 lbs. / 136 kg
Tsunami 140 PRO	14' / 427 cm	24" / 61 cm	56 lbs. / 25 kg*	15.25" / 39 cm	35.5" / 90 cm	19.5" / 49 cm	18.5" / 47 cm	12.5" / 32 cm	10" / 25 cm	10" / 25 cm	300 lbs. / 136 kg
Tsunami 145	14'6" / 442 cm	24.5" / 62 cm	56 lbs. / 25 kg*	16" / 41 cm	35.5" / 90 cm	19.5" / 49 cm	18.5" / 47 cm	12.5" / 32 cm	10" / 25 cm	10" / 25 cm	350 lbs. / 159 kg
Tsunami 160	16' / 488 cm	23.5" / 59 cm	61 lbs. / 28 kg**	14.75" / 38 cm	35" / 89 cm	18.75" / 48 cm	18.5" / 47 cm	12.5" / 32 cm	10" / 25 cm	10" / 25 cm	325 lbs. / 147 kg
Tsunami 160 PRO	16' / 488 cm	23.5" / 59 cm	59 lbs. / 27 kg**	14.75" / 38 cm	35" / 89 cm	19" / 48 cm	17.75" / 45 cm	13" / 32 cm	10" / 25 cm	10" / 25 cm	325 lbs. / 147 kg
Tsunami 165	16'6" / 500 cm	23.75" / 60 cm	66 lbs. / 30 kg**	15" / 38 cm	35.5" / 90 cm	19.25" / 49 cm	18.5" / 47 cm	12.5" / 32 cm	10" / 25 cm	10" / 25 cm	350 lbs. / 159 kg
Tsunami 165 PRO	16'6" / 500 cm	23.75" / 60 cm	61 lbs. / 28 kg**	15" / 38 cm	35" / 89 cm	19" / 48 cm	17.75" / 45 cm	13" / 32 cm	10" / 25 cm	10" / 25 cm	350 lbs. / 159 kg
Tsunami 175	17'6" / 528 cm	24" / 61 cm	68 lbs. / 31 kg**	15.75" / 40 cm	36" / 91 cm	20" / 51 cm	18.5" / 47 cm	12.5" / 32 cm	10" / 25 cm	10" / 25 cm	400 lbs. / 181 kg
Tsunami 175 PRO	17'6" / 528 cm	24" / 61 cm	63 lbs. / 29 kg**	15.75" / 40 cm	36" / 91 cm	20" / 51 cm	17.75" / 45 cm	13" / 32 cm	10" / 25 cm	10" / 25 cm	400 lbs. / 181 kg

**Tsunami 160, 165 & 175 PRO and Tsunami 160, 165 & 175 models come standard with rudder.

FOCUS					COCKPIT		STERN HATCH		MIDSHIP HATCH		BOW HATCH		MAX CAPACITY
	LENGTH	WIDTH	WEIGHT	DEPTH	LENGTH	WIDTH	LENGTH	WIDTH	LENGTH	WIDTH	LENGTH	WIDTH	
Focus 145	14'5" / 439 cm	22.5" / 57 cm	50 lbs. / 23 kg	13" / 33 cm	35" / 89 cm	19" / 48 cm	18.5" / 47 cm	12.5" / 32 cm	6" / 15 cm	6" / 15 cm	10" / 25 cm	10" / 25 cm	275 lbs. / 125 kg
Focus 150	15" / 457 cm	23" / 58 cm	52 lbs. / 24 kg	13.75" / 35 cm	35" / 89 cm	19" / 48 cm	18.5" / 47 cm	12.5" / 32 cm	6" / 15 cm	6" / 15 cm	10" / 25 cm	10" / 25 cm	325 lbs. / 148 kg
Focus 155	15'6" / 472 cm	23.5" / 59 cm	54 lbs. / 25 kg	14.25" / 36 cm	36" / 91 cm	20.5" / 52 cm	18.5" / 47 cm	12.5" / 32 cm	6" / 15 cm	6" / 15 cm	10" / 25 cm	10" / 25 cm	350 lbs. / 159 kg

TEMPEST					COCKPIT		STERN HATCH		BOW HATCH		MAX CAPACITY
	LENGTH	WIDTH	WEIGHT	DEPTH	LENGTH	WIDTH	LENGTH	WIDTH	LENGTH	WIDTH	
Tempest 165	16'6" / 503 cm	21.5" / 55 cm	55 lbs. / 25 kg	12.5" / 32 cm	34" / 86 cm	18" / 46 cm	18.5" / 47 cm	12.5" / 32 cm	10" / 25 cm	10" / 25 cm	300 lbs. / 136 kg
Tempest 165 PRO	16'6" / 503 cm	21.5" / 55 cm	57 lbs. / 26 kg	12.5" / 32 cm	34" / 86 cm	18" / 46 cm	17.75" / 45 cm	13" / 32 cm	10" / 25 cm	10" / 25 cm	300 lbs. / 136 kg
Tempest 170	17' / 518 cm	22" / 56 cm	57 lbs. / 26 kg	13.5" / 34 cm	34" / 86 cm	18" / 46 cm	18.5" / 47 cm	12.5" / 32 cm	10" / 25 cm	10" / 25 cm	325 lbs. / 147 kg
Tempest 170 PRO	17' / 518 cm	22" / 56 cm	59 lbs. / 27 kg	13.5" / 34 cm	34" / 86 cm	18" / 46 cm	17.5" / 45 cm	13" / 32 cm	10" / 25 cm	10" / 25 cm	325 lbs. / 147 kg
Tempest 180 PRO	18' / 549 cm	23" / 58 cm	64 lbs. / 29 kg	14" / 36 cm	36" / 91 cm	20" / 51 cm	17.5" / 45 cm	13" / 32 cm	10" / 25 cm	10" / 25 cm	400 lbs. / 181 kg

ZEPHYR					COCKPIT		STERN HATCH		BOW HATCH		MAX CAPACITY
	LENGTH	WIDTH	WEIGHT	DEPTH	LENGTH	WIDTH	LENGTH	WIDTH	LENGTH	WIDTH	
Zephyr 155	15'6" / 472 cm	22.5" / 57 cm	52 lbs. / 24 kg	16" / 41 cm	35.5" / 90 cm	19" / 48 cm	18.5" / 47 cm	12.5" / 32 cm	10" / 25 cm	10" / 25 cm	275 lbs. / 125 kg
Zephyr 155 PRO	15'6" / 472 cm	22.5" / 57 cm	55 lbs. / 25 kg	16" / 41 cm	35.5" / 90 cm	19" / 48 cm	17.75" / 45 cm	13" / 32 cm	10" / 25 cm	10" / 25 cm	275 lbs. / 125 kg
Zephyr 160	16' / 488 cm	23" / 58 cm	54 lbs. / 25 kg	17" / 43 cm	35.5" / 90 cm	19" / 48 cm	18.5" / 47 cm	12.5" / 32 cm	10" / 25 cm	10" / 25 cm	300 lbs. / 136 kg
Zephyr 160 PRO	16' / 488 cm	23" / 58 cm	57 lbs. / 26 kg	17" / 43 cm	35.5" / 90 cm	19" / 48 cm	17.75" / 45 cm	13" / 32 cm	10" / 25 cm	10" / 25 cm	300 lbs. / 136 kg

*For Rudder versions of these models, add 4 lbs.

All Wilderness Systems kayaks are designed and manufactured in the U.S.A., excluding composite-construction Pro models. Colors may vary slightly from those shown in catalog. Color combinations (Camo, Desert Camo, Dusk, Flint, Indigo, Mango, and Midnight,) will vary from those shown in catalog and are unique for each boat we produce. Variations in color are not covered by warranty.

Polyethylene expands and contracts with changes in temperature and humidity. Actual dimensions can vary from those shown in the Specifications Chart due to molding process and/or exposure to extreme hot or cold temperatures. Slight variations are not covered by warranty.

Specifications and features are subject to change.

All Wilderness Systems kayaks are covered by a Limited Lifetime Warranty. Some limitations apply. Visit WildernessSystems.com for full details.

GLOBAL HEADQUARTERS
WILDERNESS SYSTEMS
575 Mauldin Road, Suite 200
Greenville, SC 29607

Tel.: 888-525-2925
Fax: 888-373-1220
WildernessSystems.com

INTERNATIONAL

NEW ZEALAND
Ferg's Kayaks
Tel: +64 (0) 4499 8898
E-mail: retailwn@fergskayaks.co.nz

VENEZUELA
Adrenalina Deportes
Tel: +58 (212) 762 2284
E-mail: servicioalcliente@adrenalina.com

**GERMANY, SWITZERLAND, AUSTRIA, FRANCE,
CZECH REPUBLIC, SLOVAKIA, SLOVENIA,
POLAND, ITALY, DENMARK**
Blue And White GmbH
Tel: +49 803690630
E-mail: info@kajak.de

NORWAY
Bull Ski & Kajakk
Tel: +47 (67) 55 52 60
E-mail: olav@bull-ski-kajakk.no

SOUTH AFRICA
Canoe & Kayak World
Tel: +27 (0)11 807-8111
E-mail: info@canoekayak.co.za

ARGENTINA, URUGUAY
Broni S.A.
E-mail: info@wildernesskayaks.com.ar

**NETHERLANDS,
BELGIUM, LUXEMBOURG**
Kanocentrum Arjan Bloem
Tel: +31 (0)75-621 8805
E-mail: info@kajak.nl

JAPAN
Mont Bell
Tel: +81 (0) 6 6531 4765
Email: int@montbell.com

SPAIN
Outdoor Kayak
Tel: +34 973 662 092
E-mail: info@outdoorkayak.com

AUSTRALIA
Paddle Pro
Tel: +61 (0) 3 9546 7486
E-mail: sales@paddlepro.com.au

REPUBLIC OF IRELAND, NORTHERN IRELAND
Progressive Distribution
Tel: +353-87-2228767
E-mail: info@progressivedistribution.ie

RUSSIA
Three Elements, LLC
Tel: +7 (916) 900 0263
Email: df@paddler.ru

SOUTH KOREA
Songkang Canoe school
Tel: +82 33 461 1659
E-mail: paddler66@naver.com

MEXICO
Boat Box
Tel: +52 (55) 5272 2132
E-mail: boatbox@boatbox.com.mx

**UNITED KINGDOM EXCEPT
NORTHERN IRELAND**
Palm Equipment International Ltd.
Tel: +44 1275 798100
E-mail: info@wildernesssystems.co.uk

GREECE
Fun Ocean Outdoors Limited
Tel: +30 (210) 8081982
E-mail: info@funocean-kayak.gr

FINLAND, SWEDEN
Bear & Water
Tel: + 358 (0)10-4236 900
E-mail: sale@bearwater.fi

CHILE
Rivers, Lakes, Oceans
Tel: +56 9 85403329
E-mail: ian@riverslakesoceans.com

ISRAEL
Optimist Marine
Tel: +972-522-694862.
E-mail: optimist@optimist.co.il

TURKEY
Orofin Wave Sports
Tel: +90-216-449-0174
E-mail: cem@orofin.com

COSTA RICA
Rivers, Lakes, Oceans
Tel: +506 833 6205
E-mail: riverslakesoceans@gmail.com

THAILAND
Outdoor Heaven
Tel: +6681 817 2118
E-mail: tatrawee@thailandoutdoor.com

PANAMA
Panama Paddle Center
Tel: +(507) 390 3748
E-mail: info@paddlepanama.com

UKRAINE
Pobeach-kayaks
Tel: +380979677576
E-mail: info@pobeach-kayaks.com

