

**NEW
FOR 2001**



Length: 14'10" (4m 52cm) | Width: 23" (58cm)
Weight (fiberglass/Kevlar™): 47/42 lbs (21.3/19.1kg)
Hatch Volume (bow/stern): 1700in³/5800in³(28/95 liters)
Maximum Load: 265 lbs (120kg)
Cockpit: 31.5" x 16.5" (80 x 42cm)

Lightweight performance in an easily managed package • extremely stable and maneuverable on the water • easy to transport off the water • roomy cockpit with ergonomic thigh hooks • dual hatches with Kajak Sport hatch covers provide storage for overnight trips • standard rudder gives you greater control • also available in a cut-down model for smaller paddlers: the Tybee S

MATERIAL: FIBERGLASS OR KEVLAR™



Length: 16' (4m 88cm) | Width: 22" (56cm)
Weight (fiberglass/Kevlar™): 50/46 lbs (22.7/20.9kg)
Hatch Volume (bow/stern): 3700in³/6200in³(61/102 liters)
Maximum Load: 280 lbs (127kg)
Cockpit: 31.5" x 16.5" (80 x 42cm)

Excellent link between a day tripper and an expedition boat • the most agile touring kayak in our line • cockpit controllable retractable skeg system • pronounced vee at the bow and stern ends with a shallow arch midship • easily accessible hatches with Kajak Sport hatch covers provide enough storage for multi-day tripping • available without skeg and in a cut-down version for smaller paddlers: Meridian SK-S

MATERIAL: FIBERGLASS OR KEVLAR™



Length: 17'4" (5m 28cm) | Width: 22" (56cm)
Weight (fiberglass/Kevlar™): 52/48 lbs (23.6/21.8kg)
Hatch Volume (bow/stern): 5100in³/9000in³(84/147 liters)
Maximum Load: 300 lbs (136kg)
Cockpit: 31.5" x 16.5" (80 x 42cm)

Fills the gap between the nimble Meridian and the expedition-proven Sitka • fast, composite kayak that doesn't sacrifice maneuverability • semi-hard chines with Greenland-style bow • patented Integral Rudder System™ for reduced drag and increased durability • leak-proof, canted fiberglass bulkheads • your choice of Kevlar™ or fiberglass layups to match your paddling needs • dual hatches with Kajak Sport hatch covers

MATERIAL: FIBERGLASS OR KEVLAR™



Length: 17'11" (5m 46cm) | Width: 22" (56cm)
Weight (fiberglass/Kevlar™): 63/57 lbs (28.6/25.9kg)
Hatch Volume (bow/stern): 7400in³/9700in³ (121/159 liters)
Maximum Load: 320 lbs (145kg)
Cockpit: 31.5" x 16.5" (80 x 42cm)

High-volume, expedition-proven composite kayak • long waterline for tracking, speed and smoothing out the chop • extra-wide hatch openings for easy loading and unloading • dual hatches with Kajak Sport hatch covers provide ample storage capacity for expedition-length trips • comfortable cockpit with ergonomic seat and thighbraces • patented Integral Rudder System™ for reduced drag and increased durability • day hatch offers quick access from the cockpit

MATERIAL: FIBERGLASS OR KEVLAR™

tybee / s

meridian sk / s

latitude

sitka

Dagger recreational kayaks offer widespread appeal. Nature lovers, families, novice boaters and retired couples are just a few of the folks seeking exercise and relaxation in Dagger boats. Recreational kayaks are portable and versatile. They hold a course on a lake or pond and navigate nimbly through slow, twisty rivers equally well.

Several models of Dagger recreational kayaks, including the Delta, Cypress and Blackwater, bridge the gap for customers seeking a boat that can provide the capability for short overnight camping trips and day paddles without the increased size and expense of touring kayaks.

Exclusive Skin Foam construction on Dagger recreational kayaks increases hull strength and lends flotation properties to the kayak. The inner layer of plastic lends rigidity to the hull. It is aerated during molding; tiny air bubbles help keep the boat floating high following a capsize.

Our Zydeco and Bayou usher new paddlers into the sport effortlessly. Their small size and light weight provide ease of transportation to and from the water. They make ideal boats to keep for the season at a vacation home. Their stable, forgiving handling characteristics create a boat that is as suitable for the youngest of paddlers as it is for the young-at-heart.

The Bayou 2 and Drift expand the family paddling experience. They can accommodate two adults and a young passenger. Equipped with sliding bow seats they also adjust for contemplative solo outings.

PHOTO: "BE VERY, VERY QUIET...I'M HUNTING DUCKS." PADDLER JOHN ROSE. SHOT BY JOHN LINDSEY



PAGE

 <p style="text-align: right;">NEW FOR 2001</p>	<p>Dagger's first composite recreational kayak, the Willow is an extremely light and rigid design</p> <ul style="list-style-type: none"> • same detail and proprietary materials employed in our proven composite touring kayaks • beautiful lines, confidence-inspiring stability and touring-kayak efficiency • user-friendly design, lightweight construction and comfortable outfitting make it great for day tripping and family outings <p>MATERIAL: FIBERGLASS OR KEVLAR™</p>	willow
<p>Length: 12' (3m 66cm) Width: 25" (64cm) Weight (fiberglass/Kevlar™): 39/34lbs (17.7/15.4kg) Cockpit: 34" x 19" (86 x 48cm) Maximum Load: 275lbs (125kg)</p>		
	<p>Fastest recreational kayak in our line • sleek look and feel of a touring kayak with the stability and versatility of a recreational kayak • keyhole-sized cockpit for a snug fit and greater control • polyethylene outer layer for abrasion resistance and hull strength • Skin Foam inner layer provides stiffness and flotation</p> <p>MATERIAL: OUTER LAYER - LINEAR POLYETHYLENE INNER LAYER - SKIN FOAM</p>	cypress
<p>Length: 12'11" (3m 94cm) Width: 26.5" (68cm) Weight: 52lbs (23.6kg) Cockpit: 34" x 19" (86 x 48cm) Maximum Load: 280lbs (127kg)</p>		
 <p style="text-align: right;">NEW FOR 2001</p>	<p>Quick recreational kayak featuring a unique drop-down skeg • full-size stern hatch provides room to store your day-tripping gear • optional stern bulkhead keeps it dry • excellent for lakes and reservoirs and is stable enough to ride out the chop • skeg poises inside the hull for maneuvering through twisty, tree-choked backwaters or rocky areas and remains ready to deliver arrow-straight tracking</p> <p>MATERIAL: LINEAR POLYETHYLENE</p>	blackwater
<p>Length: 11'6" (3m 51cm) Width: 25.25" (64cm) Weight: 46lbs (20.9kg) Cockpit: 36" x 21" (91 x 53cm) Maximum Load: 280lbs (127kg)</p>		



zydeco

Length: 9'2" (2m 79cm) | Width: 27.5" (70cm)
 Weight: 35 lbs (15.9kg)
 Cockpit: 36" x 21" (91 x 53cm)
 Maximum Load: 220lbs (100kg)

Our most compact, lightweight and affordable recreational kayak • great boat for kids and adults
 • maneuverable, well-tracking design • designed for paddling flatwater and easy rivers • polyethylene outer layer for abrasion resistance and hull strength • molded foam end-tanks provide stiffness and flotation

MATERIAL: LINEAR POLYETHYLENE

COMPARISON CHART

	Boat Weight Max Load	YOU				the BOAT				the WATER				Color Options														
		SOLO	TANDUM	BEGINNER	INTERMEDIATE	ADVANCED	EXPERT	STABILITY	CRUISING	EFFICIENCY	QUICK TURNING	TRACKING	LAUNCH/POUND	PIVOTES	ESTIMATES	GENTLE WINDSHOWER	DUAL WORKOUTS	FAMILY PADDLING	FISHING & HUNTING	CAMPING								
willow	39 lbs.* 275 lbs	◇	★ ★ ★ ● ○	★ ★ ★ ● ○	★ ★ ★ ● ○	★ ★ ★ ● ○	★ ★ ★ ● ○	★ ★ ★ ● ○	★ ★ ★ ● ○	★ ★ ★ ● ○	★ ★ ★ ● ○	★ ★ ★ ● ○	★ ★ ★ ● ○	★ ★ ★ ● ○	★ ★ ★ ● ○	★ ★ ★ ● ○	★ ★ ★ ● ○	★ ★ ★ ● ○	★ ★ ★ ● ○	★ ★ ★ ● ○	crimson	burnt orange	optic yellow	egg-plant	kelly green	glacier	ivory	
cypress	52 lbs.** 280 lbs.	◇	★ ★ ● ○	★ ★ ● ○	★ ★ ● ○	★ ★ ● ○	★ ★ ● ○	★ ★ ● ○	★ ★ ● ○	★ ★ ● ○	★ ★ ● ○	★ ★ ● ○	★ ★ ● ○	★ ★ ● ○	★ ★ ● ○	★ ★ ● ○	★ ★ ● ○	★ ★ ● ○	★ ★ ● ○	★ ★ ● ○	mango	kiwi	red	yellow	blue	teal	white	black
blackwater	46 lbs. 280 lbs	◇	★ ★ ● ○	★ ★ ● ○	★ ★ ● ○	★ ★ ● ○	★ ★ ● ○	★ ★ ● ○	★ ★ ● ○	★ ★ ● ○	★ ★ ● ○	★ ★ ● ○	★ ★ ● ○	★ ★ ● ○	★ ★ ● ○	★ ★ ● ○	★ ★ ● ○	★ ★ ● ○	★ ★ ● ○	★ ★ ● ○	mango	yellow	teal	granite	blueberry	strawberry		
delta	53 lbs. 350 lbs.	◇	★ ★ ● ○	★ ★ ● ○	★ ★ ● ○	★ ★ ● ○	★ ★ ● ○	★ ★ ● ○	★ ★ ● ○	★ ★ ● ○	★ ★ ● ○	★ ★ ● ○	★ ★ ● ○	★ ★ ● ○	★ ★ ● ○	★ ★ ● ○	★ ★ ● ○	★ ★ ● ○	★ ★ ● ○	★ ★ ● ○	mango	kiwi	red	yellow	blue	teal	white	black
bayou	45 lbs. 250 lbs	◇	★ ★ ● ○	★ ★ ● ○	★ ★ ● ○	★ ★ ● ○	★ ★ ● ○	★ ★ ● ○	★ ★ ● ○	★ ★ ● ○	★ ★ ● ○	★ ★ ● ○	★ ★ ● ○	★ ★ ● ○	★ ★ ● ○	★ ★ ● ○	★ ★ ● ○	★ ★ ● ○	★ ★ ● ○	★ ★ ● ○	mango	kiwi	red	yellow	blue	teal	white	black
bayou 2	69 lbs. 450 lbs	◇◇	★ ★ ● ○	★ ★ ● ○	★ ★ ● ○	★ ★ ● ○	★ ★ ● ○	★ ★ ● ○	★ ★ ● ○	★ ★ ● ○	★ ★ ● ○	★ ★ ● ○	★ ★ ● ○	★ ★ ● ○	★ ★ ● ○	★ ★ ● ○	★ ★ ● ○	★ ★ ● ○	★ ★ ● ○	★ ★ ● ○	mango	kiwi	red	yellow	blue	teal	white	black
drift	74 lbs. 500 lbs	◇◇	★ ★ ● ○	★ ★ ● ○	★ ★ ● ○	★ ★ ● ○	★ ★ ● ○	★ ★ ● ○	★ ★ ● ○	★ ★ ● ○	★ ★ ● ○	★ ★ ● ○	★ ★ ● ○	★ ★ ● ○	★ ★ ● ○	★ ★ ● ○	★ ★ ● ○	★ ★ ● ○	★ ★ ● ○	★ ★ ● ○	mango	kiwi	red	yellow	blue	teal	white	black
zydeco	35 lbs. 220 lbs.	◇	★ ★ ● ○	★ ★ ● ○	★ ★ ● ○	★ ★ ● ○	★ ★ ● ○	★ ★ ● ○	★ ★ ● ○	★ ★ ● ○	★ ★ ● ○	★ ★ ● ○	★ ★ ● ○	★ ★ ● ○	★ ★ ● ○	★ ★ ● ○	★ ★ ● ○	★ ★ ● ○	★ ★ ● ○	★ ★ ● ○	mango	yellow	teal	granite	blueberry	strawberry		

0 ft. 1 ft. 2 ft. 3 ft. 4 ft. 5 ft. 6 ft. 7 ft. 8 ft. 9 ft. 10 ft. 11 ft. 12 ft. 13 ft. 14 ft. 15 ft.

* fiberglass models (Hexar™ models weigh less)
 **basic models w/o rudders

★ Great! ● Good ○ OK ○ Not Suitable

* black and white are custom colors only available as a multi-color option



atom

Length: 9'8" (2m 95cm) | Width: 26" (66cm)
 Weight: 48lbs (21.8kg) | Volume: 60gal (227 liters)
 Cockpit: 21" x 26" (53 x 66cm)
 Paddler weight range: 115-215lbs (52-98kg)

The only true C-1 in production • dynamic river running and playboat performance • flat hull and hard chines • low-volume bow and stern for vertical moves • surprising initial stability • completely outfitted and ready to paddle • unique Hipgrabber system increases body-to-boat contact for better control

MATERIAL: EXL - RECYCLABLE, REPAIRABLE SUPERLINEAR POLYETHYLENE



aftershock

Length: 8'4" (2m 54cm) | Max Beam: 26.5" (67cm)
 Weight: 45lbs (20.4kg) | Volume: 50gal (189.3 liters)
 Midship Depth: 15.5" (39cm)
 Paddler weight range: 110-250 lbs (50-113kg)

Dagger's shortest and most radically designed whitewater canoe • planing hull, hard chines and low-volume ends • razor-sharp, precise performance once restricted to freestyle kayaks • flatspins, wheels, splats, enders — no limits • factory-outfitted for playboating and freestyle competition • rotationally molded EXL for durability and repairability

MATERIAL: EXL - RECYCLABLE, REPAIRABLE SUPERLINEAR POLYETHYLENE



phantom

Length: 9'10" (3m)
 Beam (max/4" waterline): 27.5"/26.5" (70/67cm)
 Weight (wood/vinyl): 40/38lbs (18.1/17.2kg)
 Depth (ends/midship): 15.5"/15" (39/38cm)
 Rocker: 4.5" (11cm)
 6" Free Board: 425lbs (193kg)

Shortest, most maneuverable Royalex® canoe available • aggressive river runner and creeking canoe • similar waterline length and speed as the Ocoee • full-flared bow rides over waves and doesn't dig in when surfing • symmetrical hull with semi-hard chines for predictable handling • light weight and ease of control make it ideal for smaller, lighter paddlers

MATERIAL: PRECISION REINFORCED ROYALEX® LAYUP



occoee

Length: 11'2" (3m 40cm)
 Beam (max/4" waterline): 29"/27" (74/69cm)
 Weight (wood/vinyl): 44/41lbs (20/18.6kg)
 Depth (ent/end): 15.5"/16" (39/41cm)
 Rocker: 5.5" (14cm)
 6" Free Board: 500lbs (227kg)

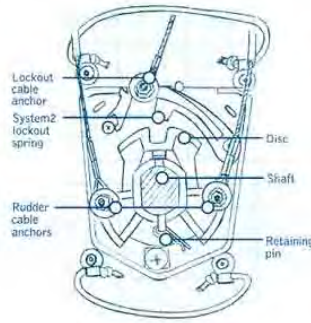
The boat of choice for advanced and expert open boaters • symmetrical, flat-bottom hull and hard chines make it fast and responsive • great for creeking and general river running • deep, flared ends for dryness • unique "double gunwale" deflects incoming water • tumblehome for easier paddle reach and cross strokes

MATERIAL: PRECISION REINFORCED ROYALEX® LAYUP

WATERWAYS

COMPOSITE CONSTRUCTION

Building a composite kayak takes time. Every one of our composites is gel coated, laid up and assembled entirely by hand using the finest materials available. At least three different types of cloth are used in every design, each chosen for a specific purpose. High wear areas of the boat are reinforced with extra layers of material which results in up to five layers in critical portions of the hull. Our two lay-ups offer distinctive advantages. Fiberglass exhibits good strength-to-weight ratio, hull rigidity and ease of repair. Kevlar™ has an excellent strength-to-weight ratio, hull rigidity and superior impact resilience for expedition use and abuse. Choosing a Dagger composite, whether Fiberglass or Kevlar™, assures you've made a sound decision on a boat that will be with you stroke for stroke, mile after mile, expedition upon expedition.



INTEGRAL RUDDER SYSTEM™ (IRS)

Many paddlers changed the way they feel about rudders after the introduction of Dagger's patented Integral Rudder System™ (IRS). It adds absolutely no wind resistance, significantly less drag than a strip rudder would add when the boat is heeled and doesn't hang up in brash or on your roof rack. For 2011 we have updated the internal mechanism to make the IRS simpler and more effective. The new system offers fewer moving parts, easier alignment, smoother operation and is easily swapped into polyethylene boats with the original IRS system.



baja

Length: 15'6" (4m 72cm)
 Width: 22.5" (57cm) | Weight: 55lbs (25kg)
 Hatch Volume (bow/stern): 2000in³/6500in³ (33/107 liters)
 Maximum Load: 265lbs (120kg)
 Cockpit: 34" x 19" (86 x 48cm)

Expedition-ready sea kayak for the small to mid-sized paddler • responsive hull with harder chines and slightly arched bottom • smaller, lower profile version of the Atlantis • holds and carves on a wave • patented Integral Rudder System for reduced drag, increased durability and cleaner lines • Sure-Seal hatch covers

MATERIAL: EXL - RECYCLABLE, REPAIRABLE SUPERLINEAR POLYETHYLENE



atlantis

Length: 17'2" (5m 23cm)
 Width: 23.5" (60cm) | Weight: 69lbs (31.3kg)
 Hatch Volume (bow/stern): 4500in³/8400in³ (74/138 liters)
 Maximum Load: 335lbs (152kg)
 Cockpit: 34" x 19" (86 x 48cm)

Expedition-style polyethylene touring kayak for medium to large paddlers • the largest load capacity of our polyethylene touring kayaks • roomy, high-volume cockpit for comfort during long trips • long waterline for hard tracking and smoother open-water crossings • patented Integral Rudder System for reduced drag, increased durability and cleaner lines • Sure-Seal hatch covers

MATERIAL: EXL - RECYCLABLE, REPAIRABLE SUPERLINEAR POLYETHYLENE



magellan

Length: 16'6" (5m 3cm)
 Width: 22.5" (57cm) | Weight: 61lbs (27.7kg)
 Hatch Volume (bow/stern): 4200in³/7200in³ (69/118 liters)
 Maximum Load: 315lbs (143kg)
 Cockpit: 34" x 19" (86 x 48cm)

Versatile mid-sized kayak • fills the niche between the expedition-style Atlantis and shorter touring kayaks • voluminous bow and stern storage areas with watertight welded plastic bulkheads • sharp entry lines for cutting through rough water • designed for easy acceleration and glide • extremely comfortable cockpit • Sure-Seal hatch covers • classic West Greenland styling • (shown with optional rudder)

MATERIAL: EXL - RECYCLABLE, REPAIRABLE SUPERLINEAR POLYETHYLENE

PHOTO: DANIEL KARABACZ GLIDES THROUGH FIJI. ©SCOTT SPIKER





ADLER: BEN SELZNICK PHOTO: BRANDON KNAPP

PHOTO: BEN SELZNICK-TAKIN' IT HOME. ©KEITH FIALCOWITZ



**NEW
FOR 2001**

CFS

Length: 7'10" (2m 39cm) | Width: 25.75" (65cm)
 Weight: 40lbs (18.1kg) | Volume: 75gal (284 liters)
 Cockpit: 34" x 19" (86 x 48cm)
 Paddler weight range: 110-220lbs (50-100kg)

Dagger's latest creek boat • incorporates modified planing hull technology with the full-volume distribution required for hard-core creeking • short length and rocker translate into incredible maneuverability for last-minute corrections • short, tapered stern for boofability and water-shedding bow for quick resurfacing make the CFS a waterfall machine • rounded channel and chine system is sharp enough to carve yet soft enough to release when you're in a sticky spot
 MATERIAL: EXL - RECYCLABLE, REPAIRABLE SUPERLINEAR POLYETHYLENE



dynamo

Length: 7'4" (2m 24cm) | Width: 22" (56cm)
 Weight: 28lbs (12.7kg) | Volume: 45gal (170 liters)
 Cockpit: 30" x 17" (76 x 43cm)
 Paddler weight range: 65-135lbs (29-61kg)

Our kayak designed specifically for kids • freestyle lines combined with a forgiving hull offer river-running and playboating performance • lightweight and easy for kids to carry • roomy cockpit and skirt popper for easier exits
 MATERIAL: EXL - RECYCLABLE, REPAIRABLE SUPERLINEAR POLYETHYLENE

Dagger offers factory-outfitted C-1 conversions of our latest designs and tried and true hulls. This costs a little extra but it means you can spend less time guessing, cutting, cursing and gluing your fingers together and more time shredding it up! Conversions are plush — fully outfitted with Dagger C-1 seat piece, foam pedestal, knee pads and thigh straps.



PHOTO:
 GAYE PERISOLIA -
 'IT'S A SMALL WORLD'
 SHOT BY
 BRANDON KNAPP

www.daggerkayaks.com

Length Max. Width Weight* Maximum Load (6" Freeboard) Material Cockpit Size (Rocker: bow/stern) Total Hatch Volume (Volume) Adjustable Footbraces Bulkhead Footbraces Thighbraces Precision Bulkhead Precision Thighbraces Padded Seat/Backrest Backband Drain Plug Bulkhead(s) Support Walls Storage Hatch(es) Security Bar Deck Rigging Skeg System Rudder System Cane Seat Web Seat Center Seat Portage Yoke w/ Pad

S = Standard O = Optional Blank = Not Applicable E = Expedition Model Only

ego	7' 01"	23.5"	33 lbs.	150 lbs.	EXL™	34" x 19"	(48 gallons)			S	S	S	S	S	S	S				Precision adjustable seat and thighbraces, ultra backband, Surefoot bulkhead system	
superego	7' 06"	24.5"	37 lbs.	220 lbs.	EXL™	34" x 19"	(50 gallons)			S	S	S	S	S	S	S				Precision adjustable seat and thighbraces, ultra backband, Surefoot bulkhead system	
ultrafuge	7' 07"	24.5"	36 lbs.	150 lbs.	EXL™	34" x 19"	(50 gallons)			S	S		S	S	S	S				Freestyle thighbraces, Surefoot bulkhead system, seat accessory loops, premier backband	
centrifuge	7' 10"	25.25"	38 lbs.	220 lbs.	EXL™	34" x 19"	(52 gallons)			S	S		S	S	S	S				Freestyle thighbraces, Surefoot bulkhead system, seat accessory loops, premier backband	
showdown	7' 01"	23.5"	32 lbs.	150 lbs.	EXL™	34" x 19"	(52 gallons)			S	S	S	S	S	S	S				Freestyle thighbraces, Surefoot bulkhead system, precision adjustable seat, premier backband	
outlaw	7' 06"	24.5"	37 lbs.	220 lbs.	EXL™	34" x 19"	(58 gallons)			S	S	S	S	S	S	S				Freestyle thighbraces, Surefoot bulkhead system, precision adjustable seat, premier backband	
honcho	7' 09"	26"	40 lbs.	260 lbs.	EXL™	34" x 19"	(66 gallons)			S	S	S	S	S	S	S				Freestyle thighbraces, Surefoot bulkhead system, precision adjustable seat, premier backband	
infrared	8' 03"	24.5"	39 lbs.	160 lbs.	EXL™	34" x 19"	(57 gallons)		S	S			S	S	S	S				Freestyle thighbraces, recessed endcap inserts, seat accessory loops	
redline	8' 06"	25"	43 lbs.	230 lbs.	EXL™	34" x 19"	(65 gallons)		S	S			S	S	S	S				Freestyle thighbraces, recessed endcap inserts, seat accessory loops	
RPM	9'	24.5"	39 lbs.	230 lbs.	EXL™	34" x 19"	(60 gallons)		S	S			S	S	S					Aggressive thighbraces, recessed endcap inserts, seat accessory loops	
RPM max	9' 02"	25.75"	42 lbs.	265 lbs.	EXL™	34" x 19"	(75 gallons)		S	S			S	S	S	S				Freestyle thighbraces, recessed endcap inserts, seat accessory loops	
CFS	7' 10"	25.75"	40 lbs.	220 lbs.	EXL™	34" x 19"	(75 gallons)		S	S			S	S	S	S				Freestyle thighbraces, rotomolded bow wall, recessed extraction/security grab handles, seat accessory loops	
dynamo	7' 04"	22"	28 lbs.	135 lbs.	EXL™	30" x 17"	(45 gallons)	S	S				S	S	S					Neoprene thigh pads, skirt popper, seat accessory loops	
piedra	9' 06"	23"	41 lbs.	180 lbs.	EXL™	34" x 19"	(60 gallons)		S	S			S	S	S	S				Comfort Fit thighbraces, recessed nosecone insert, seat accessory loops	
animas	10' 05"	24.5"	45 lbs.	230 lbs.	EXL™	34" x 19"	(69 gallons)		S	S			S	S	S	S				Less aggressive thighbraces, recessed nosecone insert, seat accessory loops	
crossover	12' 06"	24.5"	52 lbs.	260 lbs.	EXL™	34" x 19"	N/A	S		S			S	S	E	S	S	S	S	Less aggressive thighbraces, detachable skeg system, Hurricane hatch cover	
vampire bat	9' 10"	22.5"	31 lbs.	180 lbs.	EXL™	30" x 17"	(55 gallons)	S		S			S		S						Foam padded ends, minicell support walls

animas	12' 06"	24.5"	52 lbs.	260 lbs.	EXL™	34" x 19"	N/A	S	S	S	S	S	S	S	S	S	S	S	Less aggressive thighbraces, detachable skeg system, Hurricane hatch cover.
crossover	12' 06"	24.5"	52 lbs.	260 lbs.	EXL™	34" x 19"	N/A	S	S	S	S	S	S	S	S	S	S	S	Less aggressive thighbraces, detachable skeg system, Hurricane hatch cover.
vampire bat	9' 10"	22.5"	31 lbs.	180 lbs.	EXL™	30" x 17"	(55 gallons)	S	S	S	S	S	S	S	S	S	S	S	Foam padded ends, minicell support walls
atom	9' 08"	26"	48 lbs.	180 lbs.	EXL™		(60 gallons)												Rotomolded Hip Grabber, seat assembly with adjustable quick-release thigh straps, minicell pedestal, minicell knee pads and foot pads
aftershock	8' 04"	26.5"	45 lbs.	250 lbs.	EXL™			S											Seat assembly with adjustable quick-release thigh straps, minicell pedestal, minicell knee pads and foot pads, flotation bags, flotation lashing
phantom	9' 10"	27.5"	40 lbs.	(425 lbs.)	Royalex®	(4.5")													Polyethylene deckplates, under-gunwale flotation lash loops, lightweight thwart. OPTIONAL: Wood trim (Northern Ash gunwales and Tennessee Cherry hardwood deckplates)
ocee	11' 02"	29"	44 lbs.	(500 lbs.)	Royalex®	(5.5")													Polyethylene deckplates, under-gunwale flotation lash loops, lightweight thwart. OPTIONAL: Wood trim (Northern Ash gunwales and Tennessee Cherry hardwood deckplates)
rival	12' 02"	28.5"	43 lbs.	(620 lbs.)	Royalex®	(4.75"/4")													Polyethylene deckplates, under-gunwale flotation lash loops, lightweight thwart. OPTIONAL: Wood trim (Northern Ash gunwales and Tennessee Cherry hardwood deckplates)
ovation	11'	28.5"	44 lbs.	(500 lbs.)	Royalex®	(5")													Polyethylene deckplates, under-gunwale flotation lash loops, lightweight thwart. OPTIONAL: Wood trim (Northern Ash gunwales and Tennessee Cherry hardwood deckplates)
impulse	12' 08"	30"	47 lbs.	(650 lbs.)	Royalex®	(4")													Polyethylene deckplates, under-gunwale flotation lash loops, lightweight thwart. OPTIONAL: Wood trim (Northern Ash gunwales and Tennessee Cherry hardwood deckplates)
caption	14'	32"	57 lbs.	(850 lbs.)	Royalex®	(5")													Polyethylene deckplates, under-gunwale flotation lash loops, lightweight thwart. OPTIONAL: Wood trim (Northern Ash gunwales and Tennessee Cherry hardwood deckplates)
tybee	14' 10"	23"	47 lbs.	265 lbs.	Composite	31.5" x 16.5"	7500 cu. in.	S	S	S	S	S	S	S	S	S	S	S	External rudder, Kajak Sport hatch covers, fiberglass bulkheads, paddle float rescue rigging
tybee S	14' 10"	23"	43 lbs.	245 lbs.	Composite	31.5" x 16.5"	5800 cu. in.	S	S	S	S	S	S	S	S	S	S	S	External rudder, Kajak Sport hatch covers, fiberglass bulkheads, paddle float rescue rigging
meridian SK	16'	22"	50 lbs.	280 lbs.	Composite	31.5" x 16.5"	9900 cu. in.	S	S	S	S	S	S	S	S	S	S	S	Retractable skeg system, Kajak Sport hatch covers, fiberglass bulkheads, paddle float rescue rigging. OPTIONAL: Day hatch, 3rd bulkhead
meridian SK S	16'	22"	48 lbs.	265 lbs.	Composite	31.5" x 16.5"	9900 cu. in.	S	S	S	S	S	S	S	S	S	S	S	Retractable skeg system, Kajak Sport hatch covers, fiberglass bulkheads, paddle float rescue rigging. OPTIONAL: Day hatch, 3rd bulkhead
latitude	17' 04"	22"	52 lbs.	300 lbs.	Composite	31.5" x 16.5"	14100 cu. in.	S	S	S	S	S	S	S	S	S	S	S	Integral Rudder System™, Kajak Sport hatch covers, fiberglass bulkheads, rudder control pedals, paddle float rescue rigging. OPTIONAL: Day hatch w/ 3rd bulkhead
sitka	17' 11"	22.5"	63 lbs.	320 lbs.	Composite	31.5" x 16.5"	17100 cu. in.	S	S	S	S	S	S	S	S	S	S	S	Integral Rudder System™, day hatch, Kajak Sport hatch covers, fiberglass bulkheads, rudder control pedals, paddle float rescue rigging. OPTIONAL: 3rd bulkhead
baja	15' 06"	23.5"	55 lbs.	265 lbs.	EXL™	34" x 19"	8500 cu. in.	S	0	S	S	S	S	S	S	S	S	S	Integral Rudder System™, Sure-Seal hatch covers, welded plastic bulkheads, paddle float rescue rigging, adjustable backrest, rudder control pedals, neoprene thigh pads
atlantis	17' 02"	22.5"	69 lbs.	335 lbs.	EXL™	34" x 19"	12900 cu. in.	S	S	S	S	S	S	S	S	S	S	S	Integral Rudder System™, Sure-Seal hatch covers, welded plastic bulkheads, paddle float rescue rigging, adjustable backrest, rudder control pedals, less aggressive thighbraces
magellan	16' 06"	21.75"	61 lbs.	315 lbs.	EXL™	34" x 19"	11400 cu. in.	S	0	S	S	S	S	S	S	S	S	S	Sure-Seal hatch covers, welded plastic bulkheads, paddle float rescue rigging, adjustable backrest, neoprene thigh pads
cortez	16' 06"	24"	59 lbs.	300 lbs.	EXL™	34" x 19"	11200 cu. in.	S	S	S	S	S	S	S	S	S	S	S	Sure-Seal hatch covers, welded plastic bulkheads, paddle float rescue rigging, adjustable backrest, freestyle thighbraces, recessed deck rigging, external rudder
callisto	13' 08"	25"	48 lbs.	205 lbs.	EXL™	34" x 19"	5500 cu. in.	S	0	E	E	S	S	S	S	S	S	S	Sure-Seal hatch cover, adjustable backrest, supplemental flotation. EXPEDITION: Welded bulkhead, paddle float rescue rigging, neoprene thigh pads
savannah	14' 06"	29"	53 lbs.	300 lbs.	EXL™	34" x 19"	6600 cu. in.	S	0	E	E	S	S	S	S	S	S	S	Sure-Seal hatch covers, adjustable backrest, supplemental flotation. EXPEDITION: Welded bulkheads, paddle float rescue rigging, neoprene thigh pads
trinidad	17' 05"	24.5"	88 lbs.	450 lbs.	EXL™	34" x 19"	11500 cu. in.	S	0	S	S	S	S	S	S	S	S	S	Sure-Seal hatch covers, welded plastic bulkheads, adjustable backrests, external rudder, rudder control pedals
crossover	12' 06"	36"	52 lbs.	260 lbs.	EXL™	34" x 19"	3800 cu. in.	S	S	S	S	S	S	S	S	S	S	S	Less aggressive thighbraces, detachable skeg system, Hurricane hatch cover
reflection 14	14'	34"	58 lbs.	(700 lbs.)	Royalex®	(2")													Polyethylene deckplates, underseat waterbottle holder and bottle. OPTIONAL: Wood trim (Northern Ash gunwales and Tennessee Cherry hardwood deckplates), center seat

COMPARISON CHART

		Boat Weight	YOU			the BOAT			the WATER			Color Options													
		Paddler Wt.	BEGINNER	INTERMEDIATE	ADVANCED	EXPERT	STABILITY	ACCELERATION	QUICK TURNING	TRACKING	LEARNING	EASY WATER/WATER	SURFING	ROCKING/SLABBING	STEP DRAGGING	BIG WATERS	SELF CONTAINED								
ego		33 lbs. 90-150 lbs	○ ● ★ ★	● ★ ★ ★	○ ★ ★ ★ ★ ○ ○ ○	○ ● ★ ★	● ★ ★ ★	○ ★ ★ ★ ★ ○ ○ ○	○ ● ★ ★	○ ● ★ ★	○ ● ★ ★	○ ● ★ ★	○ ● ★ ★	○ ● ★ ★	○ ● ★ ★	○ ● ★ ★	○ ● ★ ★	mango	kiwi	red	yellow	blue	teal	white	black
superego		37 lbs. 140-220 lbs.	○ ● ★ ★	● ★ ★ ★	○ ★ ★ ★ ★ ○ ○ ○	○ ● ★ ★	● ★ ★ ★	○ ★ ★ ★ ★ ○ ○ ○	○ ● ★ ★	○ ● ★ ★	○ ● ★ ★	○ ● ★ ★	○ ● ★ ★	○ ● ★ ★	○ ● ★ ★	○ ● ★ ★	mango	kiwi	red	yellow	blue	teal	white	black	
ultrafuge		36 lbs. 90-150 lbs.	○ ● ★ ★	● ★ ★ ★	○ ★ ★ ★ ★ ○ ○ ○	○ ● ★ ★	● ★ ★ ★	○ ★ ★ ★ ★ ○ ○ ○	○ ● ★ ★	○ ● ★ ★	○ ● ★ ★	○ ● ★ ★	○ ● ★ ★	○ ● ★ ★	○ ● ★ ★	○ ● ★ ★	mango	kiwi	red	yellow	blue	teal	white	black	
centrifuge		38 lbs. 140-220 lbs.	○ ● ★ ★	● ★ ★ ★	○ ★ ★ ★ ★ ○ ○ ○	○ ● ★ ★	● ★ ★ ★	○ ★ ★ ★ ★ ○ ○ ○	○ ● ★ ★	○ ● ★ ★	○ ● ★ ★	○ ● ★ ★	○ ● ★ ★	○ ● ★ ★	○ ● ★ ★	○ ● ★ ★	mango	kiwi	red	yellow	blue	teal	white	black	
showdown		32 lbs. 90-150 lbs.	● ● ★ ★	● ● ★ ★	○ ★ ★ ★ ★ ○ ○ ○	○ ● ★ ★	● ● ★ ★	○ ★ ★ ★ ★ ○ ○ ○	○ ● ★ ★	○ ● ★ ★	○ ● ★ ★	○ ● ★ ★	○ ● ★ ★	○ ● ★ ★	○ ● ★ ★	○ ● ★ ★	mango	kiwi	red	yellow	blue	teal	white	black	
outlaw		37 lbs. 145-220 lbs.	○ ● ● ★ ★	● ● ★ ★	○ ★ ★ ★ ★ ○ ○ ○	○ ● ● ★ ★	● ● ★ ★	○ ★ ★ ★ ★ ○ ○ ○	○ ● ● ★ ★	○ ● ● ★ ★	○ ● ● ★ ★	○ ● ● ★ ★	○ ● ● ★ ★	○ ● ● ★ ★	○ ● ● ★ ★	○ ● ● ★ ★	mango	kiwi	red	yellow	blue	teal	white	black	
honcho		40 lbs. 170-260 lbs.	○ ● ● ★ ★	● ● ★ ★	○ ★ ★ ★ ★ ○ ○ ○	○ ● ● ★ ★	● ● ★ ★	○ ★ ★ ★ ★ ○ ○ ○	○ ● ● ★ ★	○ ● ● ★ ★	○ ● ● ★ ★	○ ● ● ★ ★	○ ● ● ★ ★	○ ● ● ★ ★	○ ● ● ★ ★	○ ● ● ★ ★	mango	kiwi	red	yellow	blue	teal	white	black	
infrared		39 lbs. 100-160 lbs.	○ ● ● ★ ★	● ● ★ ★	○ ★ ★ ★ ★ ○ ○ ○	○ ● ● ★ ★	● ● ★ ★	○ ★ ★ ★ ★ ○ ○ ○	○ ● ● ★ ★	○ ● ● ★ ★	○ ● ● ★ ★	○ ● ● ★ ★	○ ● ● ★ ★	○ ● ● ★ ★	○ ● ● ★ ★	○ ● ● ★ ★	mango	kiwi	red	yellow	blue	teal	white	black	
redline		43 lbs. 140-230 lbs.	○ ● ● ★ ★	● ● ● ★ ★	○ ★ ★ ★ ★ ● ● ○ ○	○ ● ● ★ ★	● ● ● ★ ★	○ ★ ★ ★ ★ ● ● ○ ○	○ ● ● ★ ★	○ ● ● ★ ★	○ ● ● ★ ★	○ ● ● ★ ★	○ ● ● ★ ★	○ ● ● ★ ★	○ ● ● ★ ★	○ ● ● ★ ★	mango	kiwi	red	yellow	blue	teal	white	black	
RPM		39 lbs. 110-230 lbs.	● ● ● ★ ★	● ● ● ★ ★	○ ★ ★ ★ ★ ● ● ○ ○	● ● ● ★ ★	● ● ● ★ ★	○ ★ ★ ★ ★ ● ● ○ ○	● ● ● ★ ★	● ● ● ★ ★	● ● ● ★ ★	● ● ● ★ ★	● ● ● ★ ★	● ● ● ★ ★	● ● ● ★ ★	● ● ● ★ ★	mango	kiwi	red	yellow	blue	teal	white	black	
RPM max		42 lbs. 180-265 lbs.	● ● ● ★ ★	● ● ● ★ ★	○ ★ ★ ★ ★ ● ● ○ ○	● ● ● ★ ★	● ● ● ★ ★	○ ★ ★ ★ ★ ● ● ○ ○	● ● ● ★ ★	● ● ● ★ ★	● ● ● ★ ★	● ● ● ★ ★	● ● ● ★ ★	● ● ● ★ ★	● ● ● ★ ★	● ● ● ★ ★	mango	kiwi	red	yellow	blue	teal	white	black	
CFS		40 lbs. 110-220 lbs.	○ ● ● ★ ★	● ● ● ★ ★	○ ★ ★ ★ ★ ● ● ○ ○	○ ● ● ★ ★	● ● ● ★ ★	○ ★ ★ ★ ★ ● ● ○ ○	○ ● ● ★ ★	○ ● ● ★ ★	○ ● ● ★ ★	○ ● ● ★ ★	○ ● ● ★ ★	○ ● ● ★ ★	○ ● ● ★ ★	○ ● ● ★ ★	mango	kiwi	red	yellow	blue	teal	white	black	
dynamo		28 lbs. 65-135 lbs.	★ ★ ★ ★	● ● ● ★ ★	○ ★ ★ ★ ★ ● ● ○ ○	★ ★ ★ ★	● ● ● ★ ★	○ ★ ★ ★ ★ ● ● ○ ○	★ ★ ★ ★	★ ★ ★ ★	★ ★ ★ ★	★ ★ ★ ★	★ ★ ★ ★	★ ★ ★ ★	★ ★ ★ ★	★ ★ ★ ★	mango	kiwi	red	yellow	blue	teal	white	black	
piedra		41 lbs. 85-180 lbs.	★ ★ ★ ●	★ ★ ● ●	○ ★ ★ ★ ★ ● ● ○ ○	★ ★ ★ ●	★ ★ ● ●	○ ★ ★ ★ ★ ● ● ○ ○	★ ★ ★ ●	★ ★ ● ●	★ ★ ● ●	★ ★ ● ●	★ ★ ● ●	★ ★ ● ●	★ ★ ● ●	★ ★ ● ●	mango	kiwi	red	yellow	blue	teal	white	black	
animas		45 lbs. 130-230 lbs.	★ ★ ★ ●	★ ★ ● ●	○ ★ ★ ★ ★ ● ● ○ ○	★ ★ ★ ●	★ ★ ● ●	○ ★ ★ ★ ★ ● ● ○ ○	★ ★ ★ ●	★ ★ ● ●	★ ★ ● ●	★ ★ ● ●	★ ★ ● ●	★ ★ ● ●	★ ★ ● ●	★ ★ ● ●	mango	kiwi	red	yellow	blue	teal	white	black	
crossover		52 lbs. 100-260 lbs.	★ ★ ★ ●	★ ★ ● ●	○ ★ ★ ★ ★ ● ● ○ ○	★ ★ ★ ●	★ ★ ● ●	○ ★ ★ ★ ★ ● ● ○ ○	★ ★ ★ ●	★ ★ ● ●	★ ★ ● ●	★ ★ ● ●	★ ★ ● ●	★ ★ ● ●	★ ★ ● ●	★ ★ ● ●	mango	kiwi	red	yellow	blue	teal	white	black	
vampire bat		31 lbs. 50-180 lbs.	○ ● ● ★ ★	● ● ● ★ ★	(for polo use only)													red	yellow		blue				

0 ft.
1 ft.
2 ft.
3 ft.
4 ft.
5 ft.
6 ft.
7 ft.
8 ft.
9 ft.
10 ft.
11 ft.
12 ft.

★ Great! ● Good ○ OK ○ Not Suitable

* Black and white are custom colors only available as a multi-color option.

COMPARISON CHART

		Boat Weight 6" Freebd.	YOU				the BOAT				the WATER				Color Options													
			Solo	Tandem	Beginner	Intermediate	Advanced	Expert	Stability	Acceleration	Quick Turning	Tracking	Learning	Easy Whitewater	Surfing	Side Surfing	Rope/Playboating	Technical Whitewater	Street Creeching	Big Water								
atom		48 lbs. 215 lbs.	◇	○	●	★	★	●	●	★	●	●	●	★	★	★	★	●	●	●	mango	kiwi	red	yellow	blue	teal	white	black
aftershock		45 lbs. 250 lbs.	◇	○	○	●	★	★	●	●	★	○	○	★	★	★	★	●	●	●	mango	kiwi	red	yellow	blue	teal	white	black
phantom		40 lbs.* 425 lbs.	◇	○	○	●	★	★	●	●	★	○	○	★	★	★	★	★	●	●	red				yellow			
ocee		44 lbs.* 500 lbs.	◇	○	○	●	★	★	●	●	★	○	○	★	★	★	★	★	●	●	red				yellow			
rival		43 lbs.* 620 lbs.*	◇	●	★	★	★	●	●	★	●	●	●	★	★	★	★	●	●	●	aqua							
ovation		44 lbs.* 500 lbs.	◇	●	★	★	★	●	●	★	●	●	●	★	★	★	★	●	●	●	red				yellow			
impulse		47 lbs.* 650 lbs.	◇	★	★	★	●	●	★	★	●	●	●	★	★	★	★	●	●	●	red				yellow			
caption		57 lbs.* 850 lbs.	◇◇	★	★	★	★	●	●	★	★	●	●	★	★	★	★	●	●	●	red				yellow			

0 fl.
1 fl.
2 fl.
3 fl.
4 fl.
5 fl.
6 fl.
7 fl.
8 fl.
9 fl.
10 fl.
11 fl.
12 fl.
13 fl.
14 fl.

* vinyl trim models
(wood trim models weigh less)

★ Great! ● Good ○ OK ○ Not Suitable

* Black and white are custom colors only available as a multi-color option

Factory Outfitting: Dagger whitewater canoes can be outfitted at the factory. Standard factory outfitting is installed professionally at Dagger by experienced outfitters and paddlers. Included in factory outfitting are Harmony pedestal, knee pads, thigh straps, air bags, and lacing. You receive the canoe ready-to-paddle.

**NEW
FOR 2001**



Length: 16'6" (5m 3cm)
Width: 21.75" (55cm) | Weight: 59lbs (26.8kg)
Hatch Volume (bow/stern): 4050in³/7150in³ (66/117 liters)
Maximum Load: 300lbs (136kg)
Cockpit: 34" x 19" (86 x 48cm)

Our fastest polyethylene sea kayak yet • hard chines, narrow width and full length combine to create a super-efficient kayak for racing, workouts, long-distance touring and cruising • for the paddler who wants a more advanced design previously found only in high-end composite boats • Sure-Seal hatch covers

MATERIAL: EXL - RECYCLABLE, REPAIRABLE SUPERLINEAR POLYETHYLENE

c o r t e z



Length: 13'8" (4m 17cm)
Width: 24" (61cm) | Weight: 48lbs (21.8kg)
Hatch Volume (stern): 5500in³ (90 liters)
Maximum Load: 205lbs (93kg)
Cockpit: 34" x 19" (86 x 48cm)

Stable, user-friendly hull design tracks well and is responsive when leaned on edge • designed for day trips and weekend touring • superb for those who paddle everything from rivers to lakes and bays • light weight and maneuverability make it great for kids and smaller adults • Sure-Seal hatch cover • (shown with optional rudder)

MATERIAL: EXL - RECYCLABLE, REPAIRABLE SUPERLINEAR POLYETHYLENE

c a l l i s t o



Length: 14'6" (4m 42cm)
Width: 25" (64cm) | Weight: 53lbs (24kg)
Hatch Volume (bow/stern): 1500in³/5100in³ (25/84 liters)
Maximum Load: 300lbs (136kg)
Cockpit: 34" x 19" (86 x 48cm)

A manageably sized kayak with a full-size bow hatch and bulkhead • one of our most versatile touring kayaks • forgiving, easy to paddle design that's perfect for beginners • responsive and maneuverable enough for river paddling • ample bow and stern storage capacity for a long weekend • Sure-Seal hatch covers • great all-around kayak • (shown with optional rudder)

MATERIAL: EXL - RECYCLABLE, REPAIRABLE SUPERLINEAR POLYETHYLENE

s a v a n n a h



Length: 17'5" (5m 31cm)
Width: 29" (74cm) | Weight: 88lbs (39.9kg)
Hatch Volume (bow/stern): 8000in³/3500in³ (131/57 liters)
Maximum Load: 450lbs (204kg)
Cockpit: 34" x 19" (86 x 48cm)

Our first and long-awaited polyethylene tandem sea kayak • wide beam for stability in all conditions • long waterline length means great speed and tracking • roomy cockpits for long-term comfort • enough storage room for multi-day trips • flip-down rudder for greater control and maneuverability

MATERIAL: EXL - RECYCLABLE, REPAIRABLE SUPERLINEAR POLYETHYLENE

t r i n i d a d

DAGGER

WHEREVER THERE'S
WATER

2001 CATALOG





Dagger Kayaks and Canoes • 10000 17th Street • Denver, CO 80202 • Phone: 303.751.1000 • Fax: 303.751.1001

DAGGER

WHEREVER THERE'S
WATER

2001 CATALOG



Dagger: KAYAKS AND CANOES • WALLMOUNTS (TALKING) • GEAR FOR EVERY WATER



CROSSOVER

Length: 12'6" (3m 81cm) | Width: 24.5" (62cm)
 Weight: 52lbs (23.6kg) | Volume: 83gal (314 liters)
 Cockpit: 34" x 19" (86 x 48cm)
 Maximum Load: 260 lbs (118 kg)

Hybrid whitewater and touring design • for day touring on flatwater and whitewater up to Class III • the best compromise of tracking and maneuverability • stern Sure-Seal hatch with anti-implosion Hurricane hatch cover • detachable skeg for better tracking on flatwater

MATERIAL: EXL - RECYCLABLE, REPAIRABLE SUPERLINEAR POLYETHYLENE

	Boat Weight Max Load	YOU				the BOAT				the WATER				Color Options													
		SOLO	TANDEM	BEGINNER	INTERMEDIATE	ADVANCED	EXPERT	STABILITY	CROSSING EFFICIENCY	QUICK TURNING	TRACKING	LAKES	RIVERS	OCCASIONAL	SOLO WHITEWATER	DAY WORKBOATS	FAMILY PADDLING	OVERNIGHT CAMPING	EXTENDED TRIPPING	Color 1	Color 2	Color 3	Color 4	Color 5	Color 6	Color 7	
tybee	47 lbs.** 265 lbs.	◇	★ ★ ★ ●	★ ★ ★ ●	★ ★ ★ ●	★ ★ ★ ●	★ ★ ★ ●	★ ★ ★ ●	★ ★ ★ ●	★ ★ ★ ●	★ ★ ★ ●	★ ★ ★ ●	★ ★ ★ ●	★ ★ ★ ●	★ ★ ★ ●	★ ★ ★ ●	★ ★ ★ ●	★ ★ ★ ●	crimson	burnt orange	optic yellow	egg-plant	kelly green	glacier	white		
tybee S	43 lbs.** 245 lbs.	◇	★ ★ ★ ●	★ ★ ★ ●	★ ★ ★ ●	★ ★ ★ ●	★ ★ ★ ●	★ ★ ★ ●	★ ★ ★ ●	★ ★ ★ ●	★ ★ ★ ●	★ ★ ★ ●	★ ★ ★ ●	★ ★ ★ ●	★ ★ ★ ●	★ ★ ★ ●	★ ★ ★ ●	★ ★ ★ ●	crimson	burnt orange	optic yellow	egg-plant	kelly green	glacier	white		
meridian sk	50 lbs.* 280 lbs.	◇	● ★ ★ ★	● ★ ★ ★	● ★ ★ ★	● ★ ★ ★	● ★ ★ ★	● ★ ★ ★	● ★ ★ ★	● ★ ★ ★	● ★ ★ ★	● ★ ★ ★	● ★ ★ ★	● ★ ★ ★	● ★ ★ ★	● ★ ★ ★	● ★ ★ ★	● ★ ★ ★	crimson	burnt orange	optic yellow	egg-plant	kelly green	glacier	white		
meridian sk S	48 lbs.* 265 lbs.	◇	● ★ ★ ★	● ★ ★ ★	● ★ ★ ★	● ★ ★ ★	● ★ ★ ★	● ★ ★ ★	● ★ ★ ★	● ★ ★ ★	● ★ ★ ★	● ★ ★ ★	● ★ ★ ★	● ★ ★ ★	● ★ ★ ★	● ★ ★ ★	● ★ ★ ★	● ★ ★ ★	crimson	burnt orange	optic yellow	egg-plant	kelly green	glacier	white		
latitude	52 lbs.* 300 lbs.	◇	● ★ ★ ★	● ★ ★ ★	● ★ ★ ★	● ★ ★ ★	● ★ ★ ★	● ★ ★ ★	● ★ ★ ★	● ★ ★ ★	● ★ ★ ★	● ★ ★ ★	● ★ ★ ★	● ★ ★ ★	● ★ ★ ★	● ★ ★ ★	● ★ ★ ★	● ★ ★ ★	crimson	burnt orange	optic yellow	egg-plant	kelly green	glacier	white		
sitka	63 lbs.* 320 lbs	◇	● ★ ★ ★	● ★ ★ ★	● ★ ★ ★	● ★ ★ ★	● ★ ★ ★	● ★ ★ ★	● ★ ★ ★	● ★ ★ ★	● ★ ★ ★	● ★ ★ ★	● ★ ★ ★	● ★ ★ ★	● ★ ★ ★	● ★ ★ ★	● ★ ★ ★	● ★ ★ ★	crimson	burnt orange	optic yellow	egg-plant	kelly green	glacier	white		
baja	55 lbs.** 265 lbs.	◇	● ★ ★ ★	● ★ ★ ★	● ★ ★ ★	● ★ ★ ★	● ★ ★ ★	● ★ ★ ★	● ★ ★ ★	● ★ ★ ★	● ★ ★ ★	● ★ ★ ★	● ★ ★ ★	● ★ ★ ★	● ★ ★ ★	● ★ ★ ★	● ★ ★ ★	● ★ ★ ★	mango	kiwi	red	yellow	blue	teal	white	black	
atlantis	69 lbs.** 335 lbs.	◇	● ★ ★ ★	● ★ ★ ★	● ★ ★ ★	● ★ ★ ★	● ★ ★ ★	● ★ ★ ★	● ★ ★ ★	● ★ ★ ★	● ★ ★ ★	● ★ ★ ★	● ★ ★ ★	● ★ ★ ★	● ★ ★ ★	● ★ ★ ★	● ★ ★ ★	● ★ ★ ★	mango	kiwi	red	yellow	blue	teal	white	black	
magellan	61 lbs. 315 lbs.	◇	● ★ ★ ★	● ★ ★ ★	● ★ ★ ★	● ★ ★ ★	● ★ ★ ★	● ★ ★ ★	● ★ ★ ★	● ★ ★ ★	● ★ ★ ★	● ★ ★ ★	● ★ ★ ★	● ★ ★ ★	● ★ ★ ★	● ★ ★ ★	● ★ ★ ★	● ★ ★ ★	mango	kiwi	red	yellow	blue	teal	white	black	
cortez	59 lbs.** 300 lbs.	◇	● ★ ★ ★	● ★ ★ ★	● ★ ★ ★	● ★ ★ ★	● ★ ★ ★	● ★ ★ ★	● ★ ★ ★	● ★ ★ ★	● ★ ★ ★	● ★ ★ ★	● ★ ★ ★	● ★ ★ ★	● ★ ★ ★	● ★ ★ ★	● ★ ★ ★	● ★ ★ ★	mango	kiwi	red	yellow	blue	teal	white	black	
callisto	48 lbs.** 205 lbs.	◇	★ ★ ★ ●	★ ★ ★ ●	★ ★ ★ ●	★ ★ ★ ●	★ ★ ★ ●	★ ★ ★ ●	★ ★ ★ ●	★ ★ ★ ●	★ ★ ★ ●	★ ★ ★ ●	★ ★ ★ ●	★ ★ ★ ●	★ ★ ★ ●	★ ★ ★ ●	★ ★ ★ ●	★ ★ ★ ●	mango	kiwi	red	yellow	blue	teal	white	black	
savannah	53 lbs.** 300 lbs.	◇	★ ★ ★ ●	★ ★ ★ ●	★ ★ ★ ●	★ ★ ★ ●	★ ★ ★ ●	★ ★ ★ ●	★ ★ ★ ●	★ ★ ★ ●	★ ★ ★ ●	★ ★ ★ ●	★ ★ ★ ●	★ ★ ★ ●	★ ★ ★ ●	★ ★ ★ ●	★ ★ ★ ●	★ ★ ★ ●	mango	kiwi	red	yellow	blue	teal	white	black	
trinidad	88 lbs. 450 lbs.	◇	★ ★ ★ ●	★ ★ ★ ●	★ ★ ★ ●	★ ★ ★ ●	★ ★ ★ ●	★ ★ ★ ●	★ ★ ★ ●	★ ★ ★ ●	★ ★ ★ ●	★ ★ ★ ●	★ ★ ★ ●	★ ★ ★ ●	★ ★ ★ ●	★ ★ ★ ●	★ ★ ★ ●	★ ★ ★ ●	mango	kiwi	red	yellow	blue	teal	white	black	
crossover	52 lbs. 260 lbs.	◇	★ ★ ★ ●	★ ★ ★ ●	★ ★ ★ ●	★ ★ ★ ●	★ ★ ★ ●	★ ★ ★ ●	★ ★ ★ ●	★ ★ ★ ●	★ ★ ★ ●	★ ★ ★ ●	★ ★ ★ ●	★ ★ ★ ●	★ ★ ★ ●	★ ★ ★ ●	★ ★ ★ ●	★ ★ ★ ●	mango	kiwi	red	yellow	blue	teal	white	black	

** fiberglass models (Kevlar™ models weigh less)
 † basic models w/o rudders

★ Great! ● Good ○ OK ○ Not Suitable

* black and white are custom colors only available as a multi-color option



Length: 12' (3m 66cm) | Width: 28.5" (72cm)
 Weight: 53lbs (24kg)
 Cockpit: 48" x 21" (122 x 53cm)
 Maximum Load: 350lbs (159kg)

Longer and faster than the Bayou with more storage capacity and a stern hatch
 • extra-long cockpit opening gives you room to work with your tackle • stern hatch provides enough room for weekend tripping • polyethylene outer layer for abrasion resistance and hull strength • Skin Foam inner layer provides stiffness and flotation

MATERIAL: OUTER LAYER - LINEAR POLYETHYLENE INNER LAYER - SKIN FOAM

delta



Length: 10'8" (3m 25cm) | Width: 28" (71cm)
 Weight: 45lbs (20.4kg)
 Cockpit: 36" x 21" (91 x 53cm)
 Maximum Load: 250lbs (113kg)

A recreational kayak for all occasions • super-stable, easy-to-paddle design for lakes and easy rivers • loose, open-cockpit configuration and roomy interior • balanced maneuverability and tracking • polyethylene outer layer for abrasion resistance and hull strength • Skin Foam inner layer provides stiffness and flotation

MATERIAL: OUTER LAYER - LINEAR POLYETHYLENE INNER LAYER - SKIN FOAM

bayou



Length: 13'6" (4m 11cm) | Width: 30" (76cm)
 Weight: 69lbs (31.3kg)
 Cockpit: 80" x 21" (203 x 53cm)
 Maximum Load: 450lbs (204kg)

Tandem version of the popular Bayou • wide-open cockpit and incredible stability • sliding bow seat allows you to adjust the trim of the kayak and easily convert and lock the seat to a solo position • stable, efficient hull design • polyethylene outer layer for abrasion resistance and hull strength • Skin Foam inner layer provides stiffness and flotation

MATERIAL: OUTER LAYER - LINEAR POLYETHYLENE INNER LAYER - SKIN FOAM

bayou 2



Length: 15'6" (4m 72cm) | Width: 30" (76cm)
 Weight: 74lbs (33.6kg)
 Cockpit: 91" x 21" (231 x 53cm)
 Maximum Load: 500lbs (227kg)

Our latest tandem recreational kayak • generous cockpit opening and more volume than the Bayou 2 to accommodate heavier loads and more gear • great for paddling all types of water from lakes to calm streams • bow seat slides for trim adjustment or solo paddling • features a unique kid's seat and is available with an optional rudder

MATERIAL: OUTER LAYER - LINEAR POLYETHYLENE INNER LAYER - SKIN FOAM

drift

freestyle kayaks



**NEW
FOR 2001**

Length: 7'1" (2m 16cm) | Width: 23.5" (60cm)
 Weight: 33lbs (15kg) | Volume: 48gal (182 liters)
 Cockpit: 34" x 19" (86 x 48cm)
 Paddler weight range: 90-150lbs (41-68kg)

Our loosest hull yet • tested, retested, poked and prodded for better hull speed and more dynamic wave and aerial moves • built for smaller paddlers, precise volume distribution merges hole-playing performance and comfort • redesigned cockpit components help shape the most comfortable playboat on the market • precision seat and thighbrace

MATERIAL: EXL - RECYCLABLE, REPAIRABLE SUPERLINEAR POLYETHYLENE

ego



**NEW
FOR 2001**

Length: 7'6" (2m 29cm) | Width: 24.5" (62cm)
 Weight: 37lbs (16.8kg) | Volume: 50gal (189 liters)
 Cockpit: 34" x 19" (86 x 48cm)
 Paddler weight range: 140-220lbs (64-100 kg)

The larger counterpart of the Ego, designed for the 140-220 lb. paddler • built-for-speed • short hull propels you into the center of the action • when you get to the meat, the dynamic edges and loosest hull available take care of the rest • volume distribution and cockpit components have been redesigned for all-day comfort • precision seat and thighbrace

MATERIAL: EXL - RECYCLABLE, REPAIRABLE SUPERLINEAR POLYETHYLENE

super ego



Length: 7'7" (2m 31cm) | Width: 24.5" (62cm)
 Weight: 36lbs (16.3kg) | Volume: 50gal (189 liters)
 Cockpit: 34" x 19" (86 x 48cm)
 Paddler weight range: 90-150lbs (41-68kg)

The boat that stood the freestyle world on end • aggressive, sharp-edged hull design with slice-and-dice ends • designed to give smaller paddlers a big advantage • lets you shred the smallest of river features • becomes a plastic squirtboat for those over the weight range willing to shoehorn in

MATERIAL: EXL - RECYCLABLE, REPAIRABLE SUPERLINEAR POLYETHYLENE

ultrafuge



Length: 7'10" (2m 39cm) | Width: 25.25" (64cm)
 Weight: 38lbs (17.2kg) | Volume: 52gal (197 liters)
 Cockpit: 34" x 19" (86 x 48cm)
 Paddler weight range: 140-220lbs (64-100kg)

A proven, aggressive freestyle boat • slicey, tapered ends • driveable, charging edge for dynamic moves • release points on hull • sharp, angled sides for carving and on-edge stability • loose hull for better flatspins • foot contours for comfort

MATERIAL: EXL - RECYCLABLE, REPAIRABLE SUPERLINEAR POLYETHYLENE

centrifuge



Length: 10' (3m 5cm)

Width: 30" (76cm) | Weight: 45lbs (20.4kg)

Maximum Load: 300lbs (136kg)

Depth: 20" (51cm)

Self-bailing, ultra-stable sit-on-top design • tri-hull design makes it easy to climb back aboard from the water • well-suited for everything from flatwater to ocean surf • great diving and snorkeling platform • deck attachment points allow for easy installment of optional backrest (shown)

MATERIAL: EXL - RECYCLABLE, REPAIRABLE SUPERLINEAR POLYETHYLENE

frolic



Length: 8'3" (2m 51cm) | Width: 24.5" (62cm)
 Weight: 39lbs (17.7kg) | Volume: 57gal (216 liters)
 Cockpit: 34" x 19" (86 x 48cm)
 Paddler weight range: 100-160lbs (45-73kg)

River runner for smaller paddlers • lower cockpit volume and comfortable cockpit
 • planing hull for flatspinning and carving • beveled chines for river-running forgiveness • wide, flat hull makes a great C-1 conversion for the smaller canoeist

MATERIAL: EXL - RECYCLABLE, REPAIRABLE SUPERLINEAR POLYETHYLENE

infrared



Length: 8'6" (2m 59cm) | Width: 25" (64cm)
 Weight: 43lbs (19.5kg) | Volume: 65gal (246 liters)
 Cockpit: 34" x 19" (86 x 48cm)
 Paddler weight range: 140-230lbs (64-104kg)

Comfort of the RPM with more knee and foot room • forgiving, beveled chines
 • planing hull for all-day surfing • well-balanced ends • wide, flat hull makes a great C-1 conversion for river running and playboating

MATERIAL: EXL - RECYCLABLE, REPAIRABLE SUPERLINEAR POLYETHYLENE

redline



Length: 9'0" (2m 74cm) | Width: 24.5" (62cm)
 Weight: 39lbs (17.7kg) | Volume: 60gal (227 liters)
 Cockpit: 34" x 19" (86 x 48cm)
 Paddler weight range: 110-230lbs (50-104kg)

The best selling whitewater kayak in history • unique versatility for all skill levels • high-performance design is stable and forgiving • slicy ends and high-volume midsection
 • incredible surfing boat and easy-to-squirt stern • extremely comfortable cockpit and outfitting

MATERIAL: EXL - RECYCLABLE, REPAIRABLE SUPERLINEAR POLYETHYLENE

RPM



Length: 9'2" (2m 79cm) | Width: 25.75" (65cm)
 Weight: 42 lbs (19.1kg) | Volume: 75gal (284 liters)
 Cockpit: 34" x 19" (86 x 48cm)
 Paddler weight range: 180-265lbs (82-120kg)

The best selling kayak in history, sized for larger paddlers • unique versatility for all skill levels • high-performance design is stable and forgiving • slicy ends and high-volume midsection • incredible surfing boat and easy-to-squirt stern
 • extremely comfortable cockpit and outfitting

MATERIAL: EXL - RECYCLABLE, REPAIRABLE SUPERLINEAR POLYETHYLENE

RPM max



Length: 15' (4m 57cm)
 Beam (max/4" waterline): 33.5"/33" (90/84cm)
 Weight (wood/vinyl): 65/61lbs (29.5/27.7kg)
 Depth (cnt/end): 14.5"/17" (37/43cm)
 Rocker: 2" (5cm)
 6" Free Board: 960lbs (435kg)

Smaller, more maneuverable version of the Legend 16 • unique seat configuration allows for solo paddling by sitting in the bow seat "backwards" • symmetrical hull design with tumblehome • shallow arch cross-section for efficiency and performance • flared ends for dryness

MATERIAL: LIGHTWEIGHT, REINFORCED ROYALEX® LAYUP

Legend 15



Length: 16' (4m 88cm)
 Beam (max/4" waterline): 35"/33.5" (89/85cm)
 Weight (wood/vinyl): 72/68lbs (32.7/30.8kg)
 Depth (cnt/end): 14.5"/17" (37/43cm)
 Rocker (bow): 2" (5cm)
 6" Free Board: 1200lbs (544kg)

Great entry level or family canoe • designed primarily for rivers but performs well on flatwater • huge load capacity for a 16-footer • forgiving hull with fully flared ends for dryness and capacity • symmetrical hull with shallow arch cross-section for the best all-around performance

MATERIAL: LIGHTWEIGHT, REINFORCED ROYALEX® LAYUP

Legend 16



Length: 17' (5m 18cm)
 Beam (max/4" waterline): 36"/33" (86/84cm)
 Weight (wood/vinyl): 72/69lbs (32.7/31.3kg)
 Depth (cnt/end): 15"/19" (38/48cm)
 Rocker (bow/stern): 1.75"/.75" (4/2cm)
 6" Free Board: 1300lbs (590kg)

Highest load capacity of our touring canoes • handles everything from family weekends to extended expeditions • asymmetrical hull design and slightly flared ends result in a smooth, dry ride • sharp entry and shallow-arch hull for speed and glide

MATERIAL: LIGHTWEIGHT, REINFORCED ROYALEX® LAYUP

venture



Length: 15' (4m 57cm)
 Beam (max/4" waterline): 36"/35.5" (91/90cm)
 Weight (wood/vinyl): 64/60lbs (29/27.2kg)
 Depth (cnt/end): 13"/16" (33/41cm)
 Rocker (bow): .5" (1cm)
 6" Free Board: 620lbs (281kg)

Our most stable, user-friendly touring canoe • ideal for family and sporting use • paddles easily and turns efficiently • tumblehome minimizes gunwale width and makes for smooth paddle strokes • enough capacity for weekend tripping • shallow arch cross-section and asymmetrical hull for performance and efficiency

MATERIAL: LIGHTWEIGHT, REINFORCED ROYALEX® LAYUP

swanee

sit-on-top kayaks



pegasus

Length: 10'6" (3m 20cm)
 Width: 27.5" (70cm) | Weight: 52lbs (23.6kg)
 Maximum Load: 250lbs (113kg)
 Depth: 10.5" (27cm)

Sit-on-top for whitewater and ocean surf • rockered design for responsiveness and maneuverability • high-volume bow and stern • narrow hull for easier paddle strokes • designed for those who find decked kayaks too confining • self-bailing seat scuppers for quick draining • standard thigh straps and QuickTrak foot braces

MATERIAL: EXL - RECYCLABLE, REPAIRABLE SUPERLINEAR POLYETHYLENE



cayman

Length: 12'6" (3m 81cm)
 Width: 29" (74cm) | Weight: 58lbs (26.3kg)
 Maximum Load: 300lbs (136kg)
 Depth: 10" (25cm)

Our fastest cruising sit-on-top • generous beam for incredible stability • shallow-arch hull design for efficient paddling • upswept bow keeps the boat from diving into choppy waves and swells • self-bailing scuppers can be closed with scupper plugs for cold-water paddling • deck attachment points allow for easy installation of optional backrest (optional rudder shown)

MATERIAL: EXL - RECYCLABLE, REPAIRABLE SUPERLINEAR POLYETHYLENE



grand cayman

Length: 13'1" (3m 99cm)
 Width: 33" (84cm) | Weight: 65lbs (29.5kg)
 Maximum Load: 450lbs (204kg)
 Depth: 10.5" (27cm)

Tandem version of our solo touring sit-on-top • great family boat • at home in the ocean or your local lake • super-stable, user-friendly hull • excellent boat for diving, snorkeling and swimming • center hatch for storing essentials • deck attachment points allow for easy installation of optional backrests (shown)

MATERIAL: EXL - RECYCLABLE, REPAIRABLE SUPERLINEAR POLYETHYLENE

COMPARISON CHART

		YOU	the BOAT				the WATER				Color Options								
		SOLO	BEGINNER	INTERMEDIATE	ADVANCED	EXPECT	STABILITY	CRUISING	RECREATION	QUICK TURNING	TRACING	LAKE/POND	RIVERS	OCEAN SURF	WHITewater	DIVING/SNORKELING	FAMILY PADDLING	FISHING & HUNTING	CAMPING
Model	Boat Weight Max Load	SOLO	BEGINNER	INTERMEDIATE	ADVANCED	EXPECT	STABILITY	CRUISING	RECREATION	QUICK TURNING	TRACING	LAKE/POND	RIVERS	OCEAN SURF	WHITewater	DIVING/SNORKELING	FAMILY PADDLING	FISHING & HUNTING	CAMPING
frolic	45 lbs. 300 lbs.	◇	★ ★ ○	★ ★ ○	★ ★ ○	★ ★ ○	★ ★ ○	★ ★ ○	★ ★ ○	★ ★ ○	★ ★ ○	★ ★ ○	★ ★ ○	★ ★ ○	★ ★ ○	★ ★ ○	★ ★ ○	★ ★ ○	★ ★ ○
pegasus	52 lbs. 250 lbs.	◇	★ ★ ○	★ ★ ○	★ ★ ○	★ ★ ○	★ ★ ○	★ ★ ○	★ ★ ○	★ ★ ○	★ ★ ○	★ ★ ○	★ ★ ○	★ ★ ○	★ ★ ○	★ ★ ○	★ ★ ○	★ ★ ○	★ ★ ○
cayman	58 lbs. 300 lbs.	◇	★ ★ ○	★ ★ ○	★ ★ ○	★ ★ ○	★ ★ ○	★ ★ ○	★ ★ ○	★ ★ ○	★ ★ ○	★ ★ ○	★ ★ ○	★ ★ ○	★ ★ ○	★ ★ ○	★ ★ ○	★ ★ ○	★ ★ ○
grand c.	65 lbs. 450 lbs.	◇ ◇	★ ★ ○	★ ★ ○	★ ★ ○	★ ★ ○	★ ★ ○	★ ★ ○	★ ★ ○	★ ★ ○	★ ★ ○	★ ★ ○	★ ★ ○	★ ★ ○	★ ★ ○	★ ★ ○	★ ★ ○	★ ★ ○	★ ★ ○

0 ft. 1 ft. 2 ft. 3 ft. 4 ft. 5 ft. 6 ft. 7 ft. 8 ft. 9 ft. 10 ft. 11 ft. 12 ft. 13 ft.

★ Great! ● Good ○ OK ○ Not Suitable

*black and white are rutting colors only available as a multi-color option



Length: 9'6" (2m 90cm) | Width: 23" (58cm)
 Weight: 41lbs (18.6kg) | Volume: 60gal (227 liters)
 Cockpit: 34" x 19" (86 x 48cm)
 Paddler weight range: 85-180lbs (39-82kg)

Predictable, all-around river runner for the smaller paddler • cockpit / thighbrace combination designed to fit women especially well • soft-chined and responsive • tracks well for solid ferrying • stable learning platform great for all levels of paddlers

MATERIAL: EXL - RECYCLABLE, REPAIRABLE SUPERLINEAR POLYETHYLENE

piedra



Length: 10'5" (3m 18cm) | Width: 24.5" (62cm)
 Weight: 45 lbs (20.4kg) | Volume: 69 gal (261 liters)
 Cockpit: 34" x 19" (86 x 48cm)
 Paddler weight range: 130-230 lbs (59-104 kg)

Stable, all-around river runner • comfortable cockpit for larger paddlers • long waterline for speed and tracking • for those who prefer a longer, more predictable kayak • choice beginner kayak or big-water boat for anyone

MATERIAL: EXL - RECYCLABLE, REPAIRABLE SUPERLINEAR POLYETHYLENE

animas



Length: 12'6" (3m 81cm) | Width: 24.5" (62cm)
 Weight: 52lbs (23.6kg) | Volume: 83gal (314 liters)
 Cockpit: 34" x 19" (86 x 48cm)
 Maximum Load: 260 lbs (118 kg)

Hybrid whitewater and touring design • for day touring on flatwater and whitewater up to Class III • the best compromise of tracking and maneuverability • stern hatch with anti-implosion Hurricane hatch cover • detachable skeg for better tracking on flatwater

MATERIAL: EXL - RECYCLABLE, REPAIRABLE SUPERLINEAR POLYETHYLENE

crossover



Length: 9'10" (3m) | Width: 22.5" (57cm)
 Weight: 31 lbs (14.1kg) | Volume: 55gal (208 liters)
 Cockpit: 30" x 17" (76 x 43cm)
 Paddler weight range: 50-180lbs (23-82kg)

High-performance kayak polo boat • meets tournament competition specifications • virtually indestructible compared to its composite counterparts and more affordable • foam bumpers on bow and stern ends for protection

MATERIAL: EXL - RECYCLABLE, REPAIRABLE SUPERLINEAR POLYETHYLENE

vampire bat



**NEW
FOR 2001**

Length: 14' (4m 27cm)
 Beam (max/4" waterline): 36"/34.75" (91/88cm)
 Weight (wood/vinyl): 58/55lbs (26.3/24.9kg)
 Depth (cnt/end): 13.5"/16.5" (34/42cm)
 Rocker: 2" (5cm)
 6" Free Board: 700lbs (318kg)

The latest addition to our Reflection series • our shortest, most maneuverable touring canoe • standard equipment features bow, stern and center seats for smooth tandem or solo paddling • asymmetrical hull and slight rocker • perfect for fishing and cruising on lakes and flatwater streams • light weight makes it easy to handle both in and out of the water
 MATERIAL: LIGHTWEIGHT, REINFORCED ROYALEX® LAYUP

reflection 14



Length: 15'4" (4m 67cm)
 Beam (max/4" waterline): 34"/33" (86/84cm)
 Weight (wood/vinyl): 58/55lbs (26.3/24.9kg)
 Depth (cnt/end): 13.5"/16.5" (34/42cm)
 Rocker: 1" (3cm)
 6" Free Board: 800lbs (363kg)

Our most popular and versatile touring canoe • balanced flatwater and river performance • designed to be paddled tandem or solo (with optional center seat) • asymmetrical hull for speed and tracking • mild rocker to handle choppy water and waves • shallow arch cross-section for stability and efficiency
 MATERIAL: LIGHTWEIGHT, REINFORCED ROYALEX® LAYUP

reflection 15



Length: 16'4" (4m 98cm)
 Beam (max/4" waterline): 35"/33" (89/84cm)
 Weight (wood/vinyl): 65/61lbs (29.5/27.7kg)
 Depth (cnt/end): 14"/17" (36/43cm)
 Rocker (bow/stern): 2.25"/.5" (6/1cm)
 6" Free Board: 940lbs (426kg)

Faster, with more load capacity, than the Reflection 15 • for flatwater paddlers who occasionally paddle mild whitewater • designed to be paddled tandem or solo (with optional center seat) • shallow arch cross-section for stability and efficiency • asymmetrical hull for speed and tracking
 MATERIAL: LIGHTWEIGHT, REINFORCED ROYALEX® LAYUP

reflection 16



Length: 17'4" (5m 28cm)
 Beam (max/4" waterline): 35.5"/33" (90/84cm)
 Weight (wood/vinyl): 69/66lbs (31.3/29.9kg)
 Depth (cnt/end): 13"/17" (33/43cm)
 Rocker (bow/stern): 2.25"/.5" (6/1cm)
 6" Free Board: 900lbs (408kg)

Fastest and roomiest of the RoyaleX® Reflection series • designed for fast, efficient flatwater paddling • large load capacity for multi-day trips • sleek profile to resist gusts and winds • shallow arch cross-section for stability and efficiency • asymmetrical hull for speed and tracking
 MATERIAL: LIGHTWEIGHT, REINFORCED ROYALEX® LAYUP

reflection 17



Length: 12'2" (3m 71cm)
 Beam (max/4" waterline): 28.5"/27" (72/69cm)
 Weight (wood/vinyl): 43/40lbs (19.5/18.1kg)
 Depth (cnt/end): 15.5"/16" (39/41cm)
 Rocker (bow/stern): 4.75"/4" (12/10cm)
 6" Free Board: 620lbs (281kg)

Fast, predictable and responsive hull • especially suited for smaller paddlers • deep, asymmetrical hull for dryness and tracking • differential bow and stern rocker increases speed while retaining maneuverability • longer than the Ovation with a more aggressive hull than the Impulse • great big-water boat

MATERIAL: PRECISION REINFORCED ROYALEX® LAYUP



Length: 11' (3m 35cm)
 Beam (max/4" waterline): 28.5"/27.5" (72/70cm)
 Weight (wood/vinyl): 44/41lbs (20/18.6kg)
 Depth (cnt/end): 15.5"/16" (39/41cm)
 Rocker: 5" (13cm)
 6" Free Board: 500lbs (227kg)

Same length and maneuverability of the Ocoee without the edginess • ghost-chine at midship provides confidence-inspiring stability • flat hull at the center of the boat translates into great surfing • good secondary stability for side surfing

MATERIAL: PRECISION REINFORCED ROYALEX® LAYUP



Length: 12'8" (3m 86cm)
 Beam (max/4" waterline): 30"/28.5" (76/72cm)
 Weight (wood/vinyl): 47/44lbs (21.3/20kg)
 Depth (cnt/end): 15.5"/17" (39/43cm)
 Rocker: 4" (10cm)
 6" Free Board: 650lbs (295kg)

Forgiving, stable whitewater canoe • predictable solo boat for beginners and intermediates • dependable hull speed and tracking • responsive, soft-chined hull • moderate rocker for maneuverability in tight situations • deep ends and midsection for dryness

MATERIAL: PRECISION REINFORCED ROYALEX® LAYUP



Length: 14' (4m 27cm)
 Beam (max/4" waterline): 32"/30.5" (81/77cm)
 Weight (wood/vinyl): 57/55lbs (25.9/24.9kg)
 Depth (cnt/end): 15.5"/16" (39/41cm)
 Rocker: 5" (13cm)
 6" Free Board: 850lbs (386kg)

High-performance tandem canoe • soft-chined, shallow-arch hull with full rocker • outfit it with a triple-position pedestal for solo or tandem use • great for solo paddlers who prefer a longer canoe • makes dynamic eddy turns and peel-outs • turns easily and surfs great

MATERIAL: PRECISION REINFORCED ROYALEX® LAYUP

rival

ovation

impulse

caption



Dagger is proud to introduce its new Precision Adjustable Seat and Thighbraces. Responding to an increased interest in comfortable, easily adjustable outfitting, our R&D department has developed what we feel is the best cockpit setup available today. The seat is held in place by a plastic-covered nut on each side to combine quick, tool-free trim and fit adjustment with dependable security. The thighbraces offer two inches of fore and aft adjustment and are just as stiff as our one-piece thighbraces. Thighbraces are often overlooked, but they are crucial. Their purpose is twofold: they must be able to keep you in your boat when you want to be in it, but let you out quickly and easily when you don't. The Precision Thighbrace is aggressive enough to maximize performance, but shaped to allow easy entry and exit.

PHOTO: HOUSTON, WE HAVE LIFTOFF, JAY KINCAID | LISA BECKSTEAD

free-running kayaks

		showdown
<p>Length: 7'1" (2m 16cm) Width: 23.5" (60cm) Weight: 32lbs (14.5kg) Volume: 52gal (197 liters) Cockpit: 34" x 19" (86 x 48cm) Paddler weight range: 90-150 lbs (41-68kg)</p>	<p>High-performance free-running playboat for the small to medium-sized paddler • controllable, forgiving edges • loose, extremely playable hull in a lightweight package • roomy, comfortable cockpit with ample foot space • precision seat</p> <p>MATERIAL: EXL - RECYCLABLE, REPAIRABLE SUPERLINEAR POLYETHYLENE</p>	
		outlaw
<p>Length: 7'6" (2m 29cm) Width: 24.5" (62cm) Weight: 37lbs (16.8kg) Volume: 58gal (220 liters) Cockpit: 34" x 19" (86 x 48cm) Paddler weight range: 145-220 lbs (66-100kg)</p>	<p>Full-on rodeo playability for easier flatspins, wheels and blunts • free-running versatility • sharp, yet forgiving edges for freestyle performance in a kayak that holds its line • roomy, comfortable cockpit with ample foot space • precision seat</p> <p>MATERIAL: EXL - RECYCLABLE, REPAIRABLE SUPERLINEAR POLYETHYLENE</p>	
 <div style="float: right; border: 1px solid black; padding: 2px; font-weight: bold;">NEW FOR 2001</div>		honcho
<p>Length: 7'9" (2m 36cm) Width: 26" (66cm) Weight: 40lbs (18.1kg) Volume: 66gal (250 liters) Cockpit: 34" x 19" (86 x 48cm) Paddler weight range: 170-260 lbs (77-118kg)</p>	<p>The heavy hitter in our free-running series • provides full-on rodeo playability for easier flatspins, wheels and blunts • sharp yet forgiving, edges for a kayak that holds its line • roomy, comfortable cockpit with ample foot space • precision seat</p> <p>MATERIAL: EXL - RECYCLABLE, REPAIRABLE SUPERLINEAR POLYETHYLENE</p>	

Dagger's freestyle and free-running boats are equipped with the innovative Surefoot bulkhead system. Constructed of durable molded plastic and soft minicell foam, this system is designed to optimize comfort and safety while making adjustment as effortless as possible. The thermoformed plastic Surefoot clear provides a secure and rigid platform for the minicell footrest, which is scored for clean cutting at the appropriate adjustment for paddler leg length.

whitewaterkayaks



sojourn

Length: 14'9" (4m 50cm)
 Beam (max/4" waterline): 29"/27" (74/69cm)
 Weight (wood/vinyl): 48/45lbs (21.8/20.4kg)
 Depth (cnt/end): 12.5"/17" (32/43cm)
 Rocker (bow): .5 (1cm)
 6" Free Board: 480lbs (218kg)

Our incredibly fast, hard-tracking solo touring canoe • low profile resists heavy winds
 • slightly flared ends keep you dry in choppy water • tumblehome allows easy, efficient paddle strokes
 • shallow arch cross-section and asymmetrical hull

MATERIAL: LIGHTWEIGHT, REINFORCED ROYALEX® LAYUP

COMPARISON CHART

Boat Weight
 6" Freebd.

YOU
 SOLO TOURER
 BEGINNER
 INTERMEDIATE
 ADVANCED
 EXPERT

the BOAT
 STABILITY
 CRUISING EFFICIENCY
 QUICK TURNING
 TRACKING
 LANES
 RIVERS

the WATER
 GENTLE WHITEWATER
 DIFFICULT WHITEWATER
 FAMILY PADDLING
 OVERCAMPING
 WIDENESS TRIPPING

Model	Boat Weight	YOU	the BOAT	the WATER	Color Options			
ref. 14	58 lbs.* 700 lbs.	◇◇	★★●○	★★●★★	★●○★★★●	autumn red	midnight blue	spruce green
ref. 15	58 lbs.* 800 lbs.	◇◇	★★★★	★★●★★	★★●○★★★●	autumn red	midnight blue	spruce green
ref. 16	65 lbs.* 940 lbs.	◇◇	●★★★★	★★●★★	★★●○★★★●	autumn red	midnight blue	spruce green
ref. 17	69 lbs.* 900 lbs.	◇	●★★★★	★★●★★	★●○★★★●	autumn red	midnight blue	spruce green
legend 15	65 lbs.* 960 lbs.	◇◇	★★★★	★●★★	●★★●★★★●	autumn red	midnight blue	spruce green
legend 16	72 lbs.* 1200 lbs.	◇	★★★★	★●★★	●★★●★★★●	autumn red	midnight blue	spruce green
venture	72 lbs.* 1300 lbs.	◇	★★★★	★★●★★	★★★●★★★●	midnight blue	spruce green	
suwannee	64 lbs.* 620 lbs.	◇◇	★★★●○	★★●★★	★●○★★★●	midnight blue	spruce green	
sojourn	48 lbs.* 480 lbs.	◇	○★★★★	●★★●★★	★★★●○●★★●	midnight blue		

08 11L 12L 20L 21L 22L 23L 24L 25L 26L 27L 28L 29L 30L 31L 32L 33L 34L 35L 36L 37L 38L 39L 40L 41L 42L 43L 44L 45L 46L 47L 48L 49L 50L 51L 52L 53L 54L 55L 56L 57L 58L 59L 60L 61L 62L 63L 64L 65L 66L 67L 68L 69L 70L 71L 72L 73L 74L 75L 76L 77L 78L 79L 80L 81L 82L 83L 84L 85L 86L 87L 88L 89L 90L 91L 92L 93L 94L 95L 96L 97L 98L 99L 100L

* vinyl trim models (wood trim models not g/lr less)
 ** fiberglass models (Ventur™ models weigh less)

★ Great! ● Good ○ OK ○ Not Suitable